

GALA

COLLEZIONE



The offer shall not be any offer in accordance with the regulations of the Civil Code. The colors of upholstery can differ from the presented versions on the photographs. The producer reserves the right to make structural amendments in offered upholstery without changing its general character.

Информация, содержащаяся в каталоге, не является юридически обязательной и не является предложением в понимании Гражданского кодекса. Продукты и их цвета, представленные в каталоге, могут отличаться от реальных продуктов и цветов. Производитель оставляет за собой право вносить конструктивные изменения в предлагаемые модели, не изменяя их общего характера.

Les informations présentées dans le catalogue ne revêtent pas de caractère juridiquement contraignant et ne constituent pas une offre commerciale au sens du Code Civil. Les produits et leurs couleurs présentés dans le catalogue peuvent différer de produits et de couleurs réelles. Le fabricant se réserve le droit d'apporter de modifications structurelles aux modèles offerts sans changer leur caractéristique générale.

GALA
COLLEZIONE

Empirex...

Table of Contents

A	AFFOGATO	122	DINING BENCHES	DOT	134	ARMCHAIRS - MODERN	
	ARLES/EDEN	111	NIGHT & DAY	DOT II	134	ARMCHAIRS - MODERN	
	AROSA	128	ARMCHAIRS - SMART	EDEN/ARLES	111	NIGHT & DAY	
	AXEL	8	CONTEMPORARY	E	ELIO/MALMO	112	NIGHT & DAY
B	BARISTA	123	DINING BENCHES	EMA II	94	NIGHT & DAY	
	BELLUNO	30 - 31	MODULAR SYSTEMS	F	FAVA	17	CONTEMPORARY
	BEO / LORIEN	81	RELAX & COMFORT	FIDO	135	ARMCHAIRS - CLASSIC	
	BERN	128	ARMCHAIRS - SMART	FIGARO	79	RELAX & COMFORT	
	BIBBI	138	ARMCHAIRS - ENJOY	FIORD	105	NIGHT & DAY	
	BODO/NAPPA	106	NIGHT & DAY	FLO	136	ARMCHAIRS - CLASSIC	
	BOSS	137	ARMCHAIRS - CLASSIC	FLO III	136	ARMCHAIRS - CLASSIC	
	BOSTO	78	RELAX & COMFORT	FORLI	77	RELAX & COMFORT	
	BRISBANE	130	NIGHT & DAY	G	GAJA	101	NIGHT & DAY
	BRUNELLI	89	RELAX & COMFORT	GENOVA II	18	CONTEMPORARY	
C	CALPE	32 - 33	MODULAR SYSTEMS	GIRRO	42 - 43	MODULAR SYSTEMS	
	CAMELIA	12	CONTEMPORARY	H	HAPPY	113	NIGHT & DAY
	CANTATA	34 - 35	MODULAR SYSTEMS	I	INARI	129	ARMCHAIRS - SMART
	CAPELLA	13	CONTEMPORARY	INTENSO	125	DINING BENCHES	
	CAPRI	36 - 37	MODULAR SYSTEMS	JANA	93	NIGHT & DAY	
	CATANIA	14	CONTEMPORARY	K	KARATO	44 - 45	MODULAR SYSTEMS
	CHAIRS	140		KARTEN	46 - 47	MODULAR SYSTEMS	
	COLETTA	15	CONTEMPORARY	KELSO	80	RELAX & COMFORT	
	CORTADO	124	DINING BENCHES	KOMO	130	ARMCHAIRS - SMART	
D	DANA	16	CONTEMPORARY	L	LIDO	120	NIGHT & DAY
	DIM	137	ARMCHAIRS - CLASSIC	LOGGIA	50	MODULAR SYSTEMS	
	DOMO	38 - 39	MODULAR SYSTEMS	LORIEN / BEO	81	RELAX & COMFORT	

	LOTOS	115	NIGHT & DAY		PRESTO	135	ARMCHAIRS - CLASSIC
	LUCIANO	52 - 53	MODULAR SYSTEMS	R	RES	129	ARMCHAIRS - SMART
	MALMO/ELIO	112	NIGHT & DAY	S	SALERNO	116	NIGHT & DAY
M	MALPENSA	114	NIGHT & DAY		SAXO	103	NIGHT & DAY
	MANTUA II	19	CONTEMPORARY		SCANDI	84	RELAX & COMFORT
	MASSIMO	54 - 55	MODULAR SYSTEMS		SERENA	64 - 65	MODULAR SYSTEMS
	MEMO	117	NIGHT & DAY		SISTO	118	NIGHT & DAY
	MILAN	22	CONTEMPORARY		SORA II	96	NIGHT & DAY
	MODO	121	NIGHT & DAY	T	TIVOLI	88	RELAX & COMFORT
	MONDAY	90	RELAX & COMFORT		TOLEDO	68 - 69	MODULAR SYSTEMS
N	NAPPA/BODO	106	NIGHT & DAY		TOM	131	ARMCHAIRS - SMART
	NEO	132	ARMCHAIRS - MODERN	V	VENETO	25	CONTEMPORARY
	NEO II	132	ARMCHAIRS - MODERN		VOLTA	72 - 73	MODULAR SYSTEMS
	NICEA	23	CONTEMPORARY		VOSS	85	RELAX & COMFORT
	NOLA II	97	NIGHT & DAY	W	WELLY	26	CONTEMPORARY
	NOVA	107	NIGHT & DAY	Z	ZING	133	ARMCHAIRS - MODERN
O	OLAF	108	NIGHT & DAY		ZING II	133	ARMCHAIRS - MODERN
	OLBIA II	95	NIGHT & DAY				
	ORIO	138	ARMCHAIRS - ENJOY		Sleeping function - italian frame PLUS, italian frame MONO		92
	ORLY	119	NIGHT & DAY		Sleeping function DL PLUS		100
	OVIEDO	58 - 59	MODULAR SYSTEMS		Sleeping function C.S.T.		104
P	PABLO	24	CONTEMPORARY		Sleeping function - Delfin, Leopard, Trolley		110
	PAXI	102	NIGHT & DAY		General information		134
	PIKO	131	ARMCHAIRS - SMART		Общая информация		140
	PLAZA	60 - 61	MODULAR SYSTEMS		Informations générales		146
	POUFFES	141	ARMCHAIRS - CLASSIC				





GALA
COLLEZIONE

inspirex...

AXEL

The height of the furniture: 106 cm
 The height of the seat: 48 cm
 The depth of the seat: 62 - 79 cm
 The height of the legs: 20 cm
 The width of the side: 18 - 21 cm



TB, fabric Caspar 16, legs black metal with oak nature, 2(150)L-ID90(1)R, fabric Caspar 16, legs black metal



Sleeping function SLEEPING SET




Sleeping function G.ST



Selection of leg type (black metal or black metal combined with wood)



Movable backrest



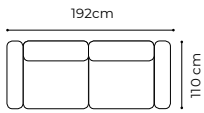
Movable armrest



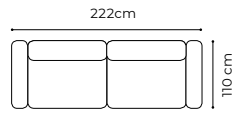
DUO function

dimensions

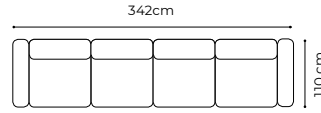
2(150)*



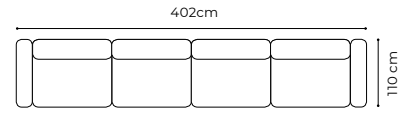
2(180)*



2(150)L-2(150)R*



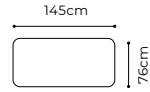
2(180)L-2(180)R*



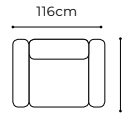
TB



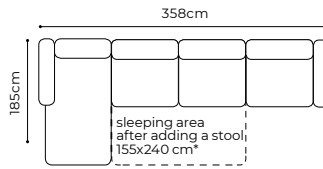
TRX



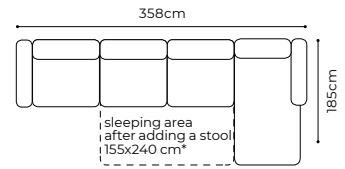
1(75)*



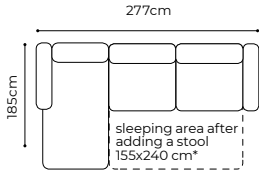
1D90(1)L-1(75)BB-2(150)R*



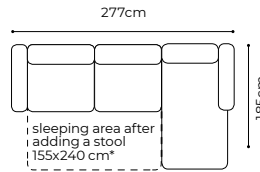
2(150)L-1(75)BB-1D90(1)R*



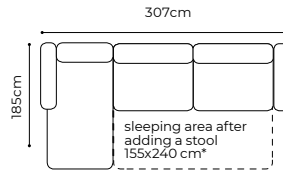
1D90(1)L-2(150)R*



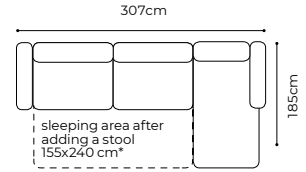
2(150)L-1D90(1)R*



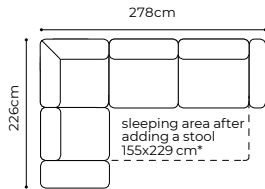
1D90(1)L-2(180)R*



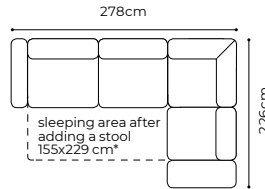
2(180)L-1D80(1)R*



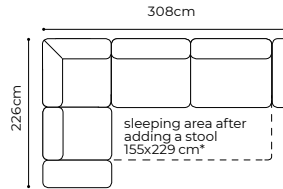
OTM(4)L-2(150)R*



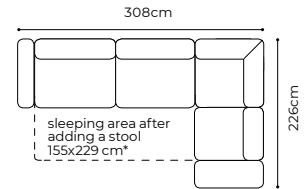
2(150)L-OTM(4)R*



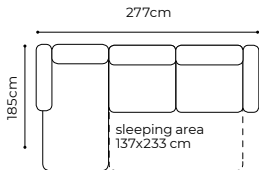
OTM(4)L-2(180)R*



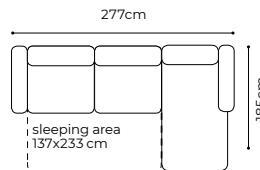
2(180)L-OTM(4)R*



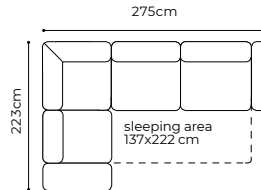
1D90(1f)L-2(150)FR*



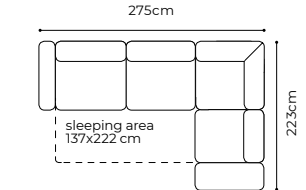
2(150)FL-1D90(1f)R*



OTM(4f)L-2(150)FR*



2(150)FL-OTM(4f)R*



*width and depth at maximally reclined armrests and backrest moved backwards







∞ p. | AXEL

1D90(1)L-2(150)R, fabric Etna 02. legs black metal

CAMELIA

The height of the furniture: **71 cm** (with the headrest folded)
94 cm (with the headrest unfolded)
 The height of the seat: **46 cm**
 The depth of the seat: **57 cm**
 The height of the legs: **12 cm**
 The width of the side: **23 cm**



2.5QFL-OTM(4)SR, leather G-2755



Sleeping function DELFIN

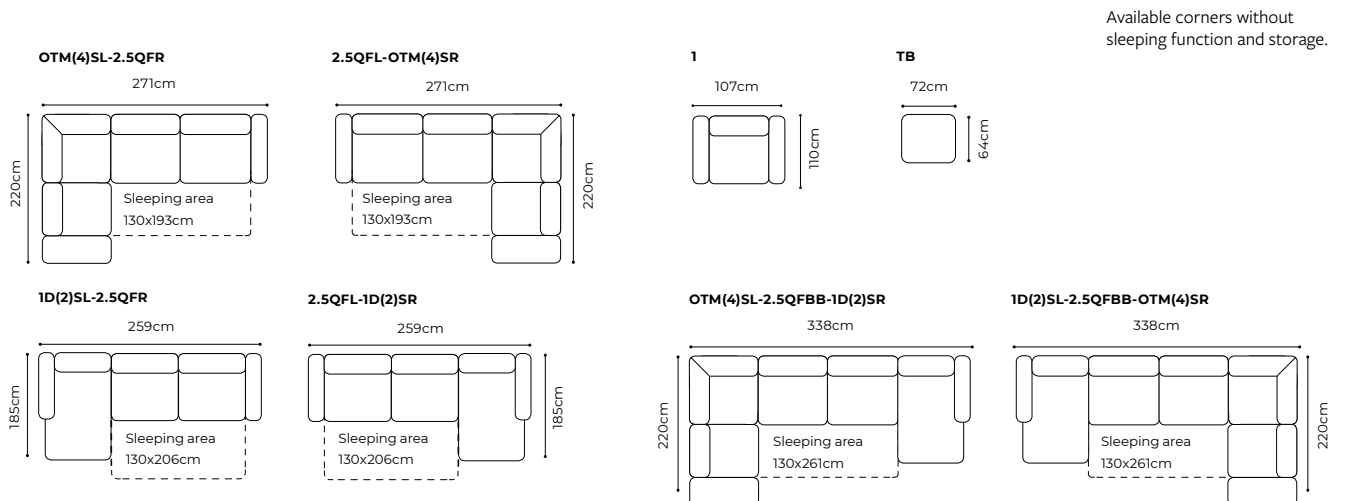


Bedding container



Movable headrests

dimensions



CAPELLA



The height of the furniture: **73 cm** (with the headrest folded)
88 cm (with the headrest unfolded)
 The height of the seat: **43 cm**
 The depth of the seat: **59 cm**
 The height of the legs: **12 cm**
 The width of the side (1): **19 cm**
 The width of the side (other elements): **20 cm**



2 and 2.5L-EN(2)-2.5R, leather G-000



3

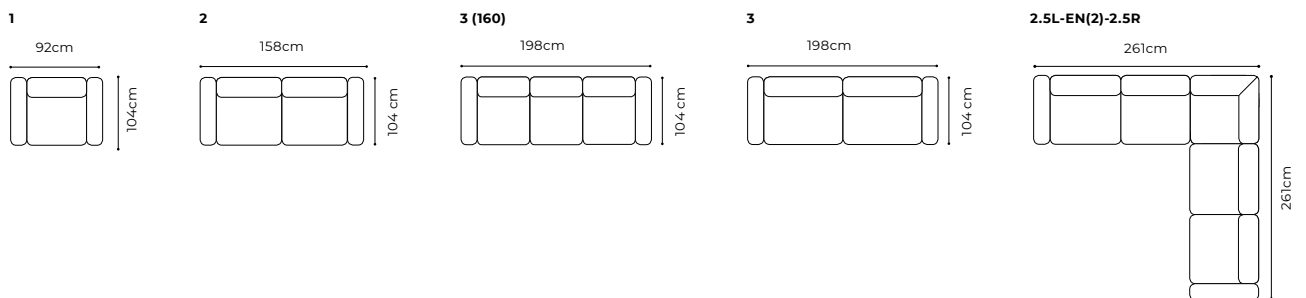


2



1

dimensions



CATANIA

The height of the furniture: **72 cm** (with the headrest folded)
93 cm (with the headrest unfolded)
 The height of the seat: **46 cm**
 The depth of the seat: **58 cm**
 The height of the legs: **12 cm**
 The width of the side: **32 cm**



2.5QFL-OTM(10)SR, leather: color withdrawn from the offer



Sleeping function DELFIN

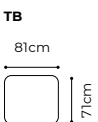
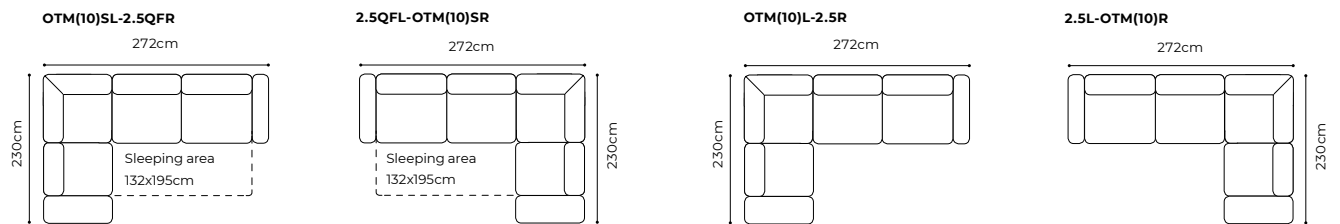


Bedding container



Movable headrests

dimensions



COLETTO

The height of the furniture: **72 cm** (with the headrest folded)
94 cm (with the headrest unfolded)
 The height of the seat: **46 cm**
 The depth of the seat: **57 cm**
 The height of the legs: **12 cm**
 The width of the side: **36 cm**



2.5QFL-OTM(4)SR, leather G-2170



Sleeping function Delfin

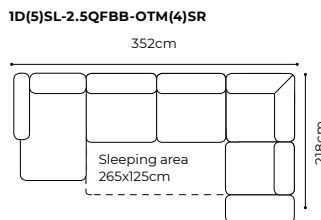
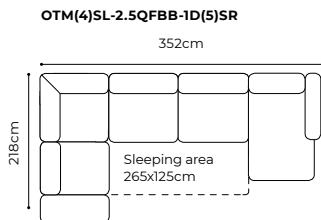
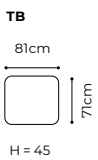
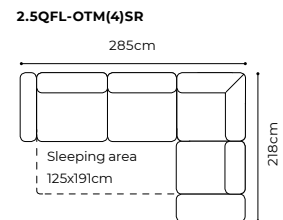
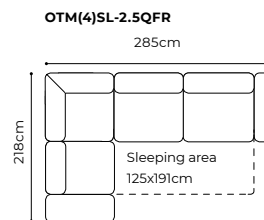
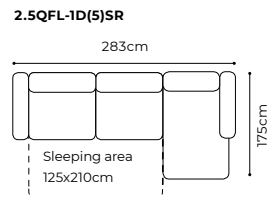
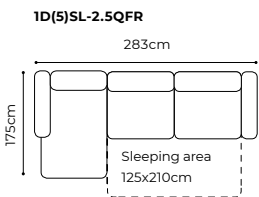


Bedding container



Movable headrests

dimensions



Available corners without sleeping function and storage

DANA

The height of the furniture: **78 cm** (with the headrest folded)
99 cm (with the headrest unfolded)
 The height of the seat: **43 cm**
 The depth of the seat: **57 cm**
 The height of the legs: **21 cm**
 The width of the side: **42 cm**



3L-OTM(4)R, leather G-4150 Massif Ecrû, legs chrome



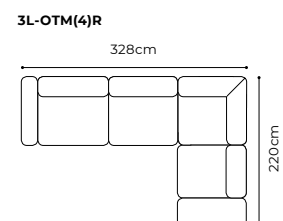
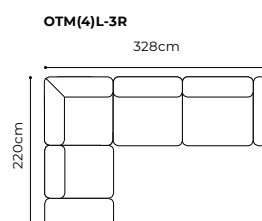
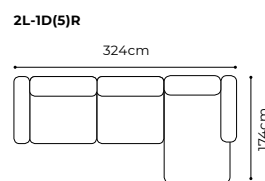
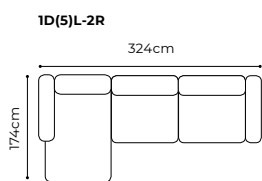
Movable headrests



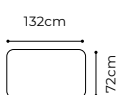
Movable armrest

Selection of leg type
 (black metal or chrome)

dimensions



TB



H = 43

FAVA

The height of the furniture: **75 cm** (with the headrest folded)
94 cm (with the headrest unfolded)
 The height of the seat: **45 cm**
 The depth of the seat: **61 cm**
 The height of the legs: **12 cm**
 The width of the side: **30 cm**



2.5VLe-OTM(11)SR, leather: color withdrawn from the offer, legs metal with oak nature



Movable seat

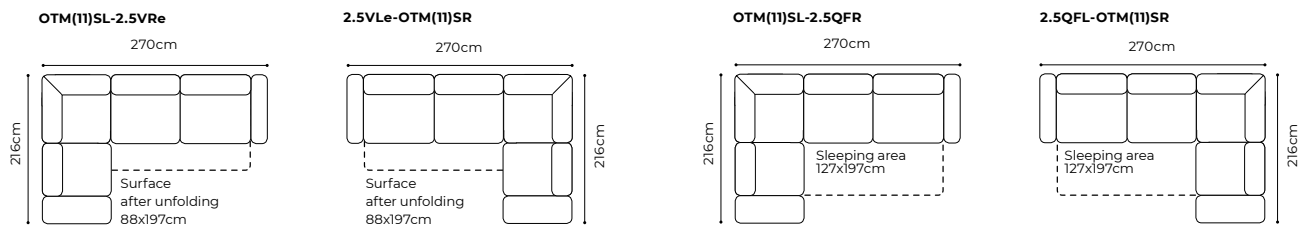


Bedding container



Movable headrests

dimensions



GENOVA II

The height of the furniture: **90 cm**
 The height of the seat: **44 cm**
 The depth of the seat: **62 cm**
 The height of the legs: **25 cm**
 The width of the side: **13 cm**



TB, 2 and 3, leather G-4870 Massif Armagnac, legs black matt



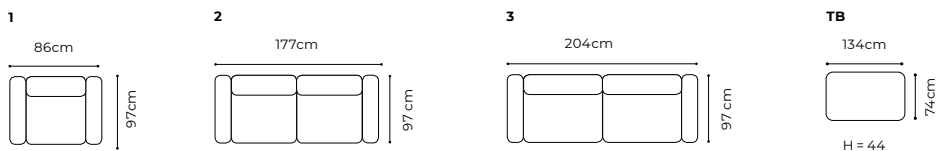
Movable backrest with Automatic Return System



Platform legs

Selection of leg type
(black metal or chrome)

dimensions



MANTUA II

The height of the furniture: **75 cm** (with the headrest folded)
94 cm (with the headrest unfolded)
 The height of the seat: **45 cm**
 The depth of the seat: **61 cm**
 The height of the legs: **12 cm**
 The width of the side: **30 cm**



2.5VLe-OTM(4)R, leather G-000

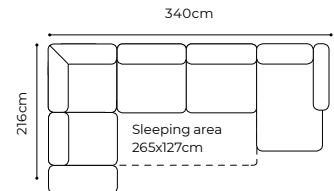


Movable headrests

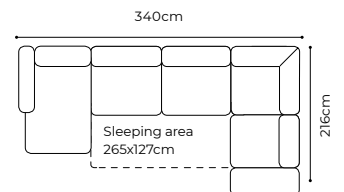


Movable seat

OTM(11)SL-2.5QFBB-ID(9)SR

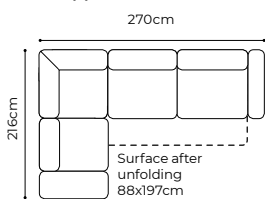


ID(9)SL-2.5QFBB-OTM(11)SR

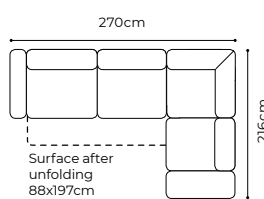


dimensions

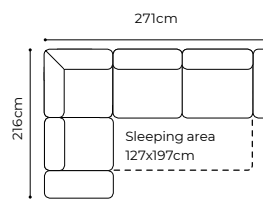
OTM(4)L-2.5VRe



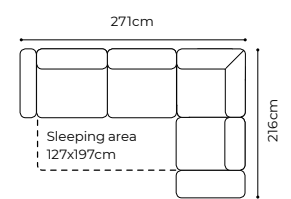
2.5VLe-OTM(4)R



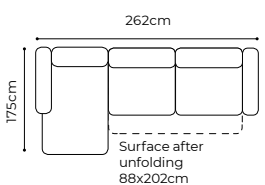
OTM(11)SL-2.5QFR



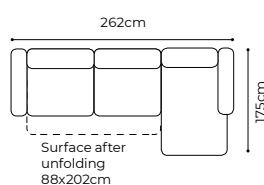
2.5QFL-OTM(11)SR



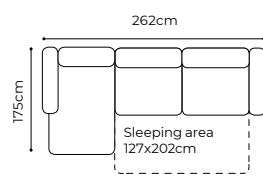
ID(9)L-2.5VR



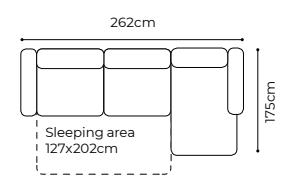
2.5VL-ID(9)R



ID(9)SL-2.5QFR



2.5QFL-ID(9)SR







MILAN

The height of the furniture: **93 cm**
 The height of the seat: **49 cm**
 The depth of the seat: **54 cm**
 The width of the side: **31 cm**
 The height of the legs: **20 cm**



TB, fabric R_CRAFT COL.999 and 2(180), fabric Braveheart 25
 Notice: legs shown in the photo have been withdrawn from the offer



Movable backrest

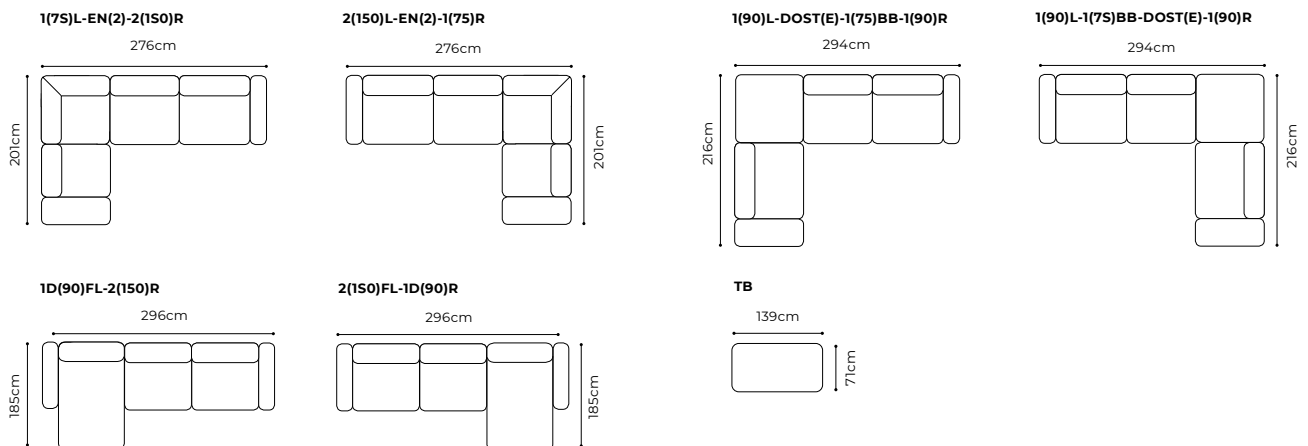


Sleeping function SLEEPING SET



Type of legs available

dimensions



NICEA

The height of the furniture: **87 cm** (without headrest)
104 cm (with optional headrest)
 The height of the seat: **48 cm**
 The depth of the seat: **60 cm**
 The height of the legs: **20 cm**
 The width of the side: **20 cm**



1+ZAG, 2+2xZAG, leather G-4885 Granada Coniac, wooden frame oak rustic



Optional headrest



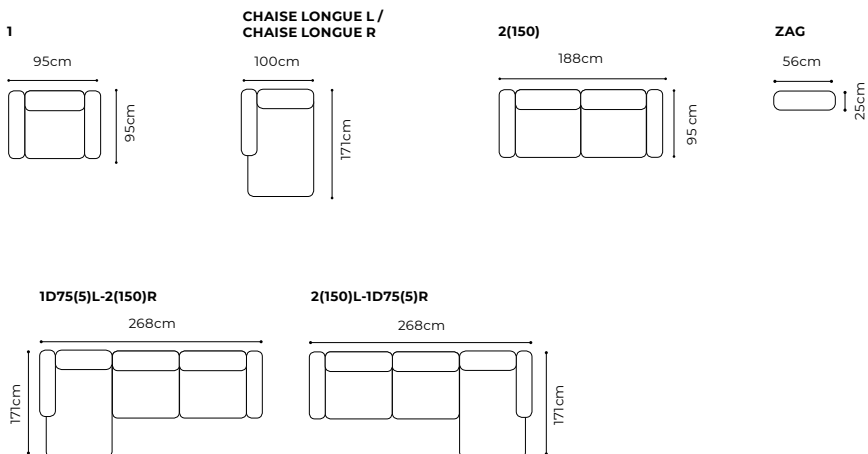
Chaise longue with headrest



Z121621

Selection of base type

dimensions



PABLO



The height of the furniture: **87 cm** (with the headrest folded)
107 cm (with the headrest unfolded)
 The height of the seat: **47 cm**
 The depth of the seat: **57 cm** (with the headrest folded)
72 cm (with the headrest unfolded)
 The depth of the seat (1): **60 cm** (with the headrest folded)
73 cm (with the headrest unfolded)
 The height of the legs: **20 cm**
 The width of the side: **21 cm**



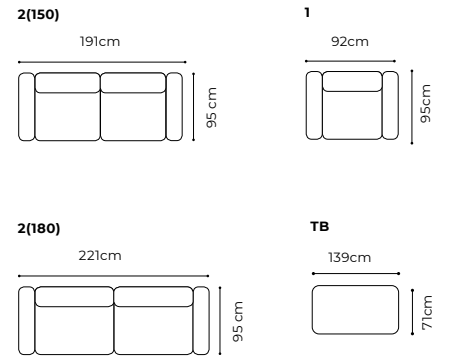
2(130)L-1D75(5)R, fabric Power 14, wooden frame oak nature



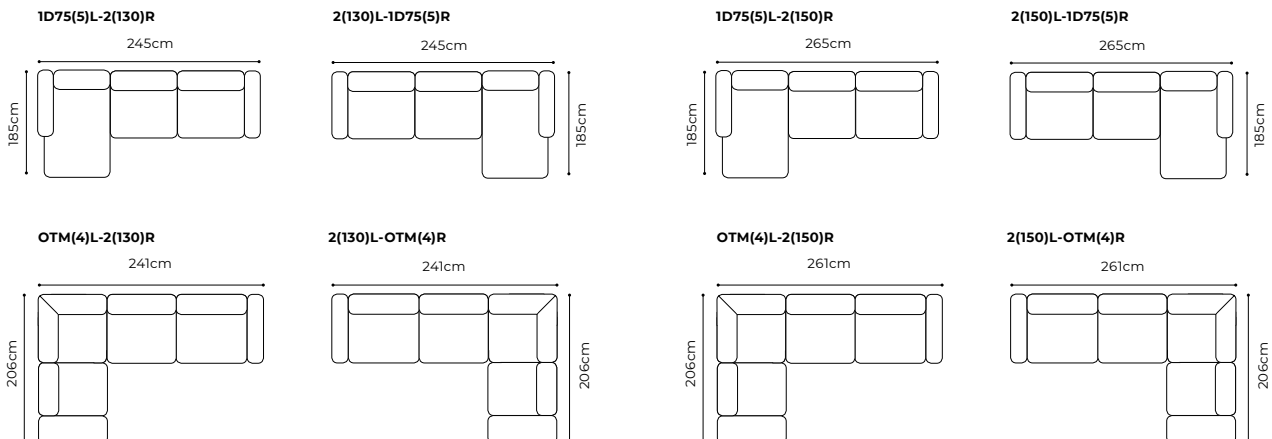
Movable headrest



1



dimensions



VENETO

The height of the furniture: **90 cm**
 The height of the seat: **48 cm**
 The depth of the seat: **67 cm**
 The height of the legs: **12 cm**
 The width of the side: **26 cm**



1D(1)L-2.5FR+3xPODU, fabric Napoli 12

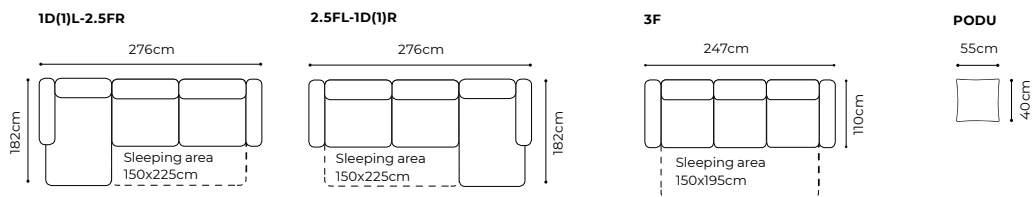


Sleeping function DL



Bedding container

dimensions



WELLY

The height of the furniture: **96 cm** (without headrest),
108 cm (with optional headrest)

The height of the seat: **48 cm**

The depth of the seat: **54 cm**

The width of the side: **33 cm**

The height of the legs: **20 cm**



TB, fabric Palmas Velvet 1350 and 2(150)L-1D75(4)R, fabric Imperial 407



Sleeping function SLEEPING SET

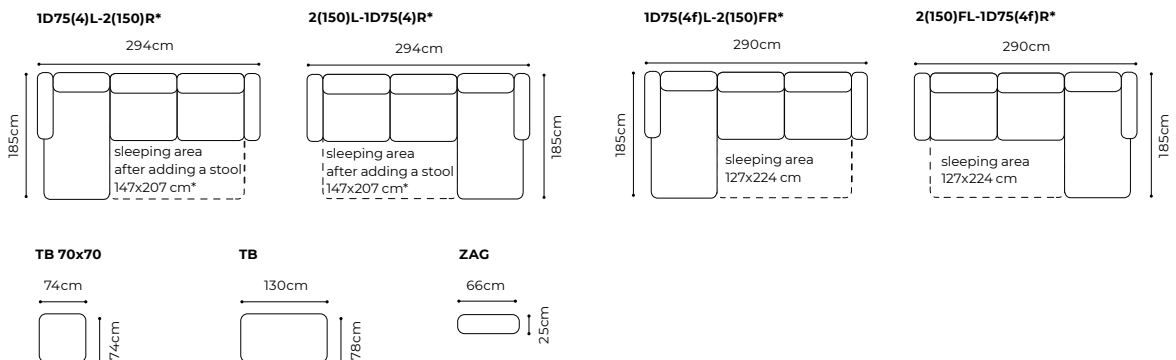


Movable armrest



TB 70x70

dimensions



*depth at backrest moved backwards







BELLUNO



The height of the furniture: **78 cm** (with the headrest folded)
97 cm (with the headrest unfolded)
 The height of the seat: **46 cm**
 The depth of the seat: **55 cm**
 The height of the legs: **3 cm**
 The width of the side: **32 cm**
 The width of the side (1): **25 cm**



2.5QFL-SSEII-KER, fabric Mystic 68



Sleeping function Delfin



Sleeping function Sedalift



Movable headrest



Bedding container at 1D(10)SL/1D(10)SR

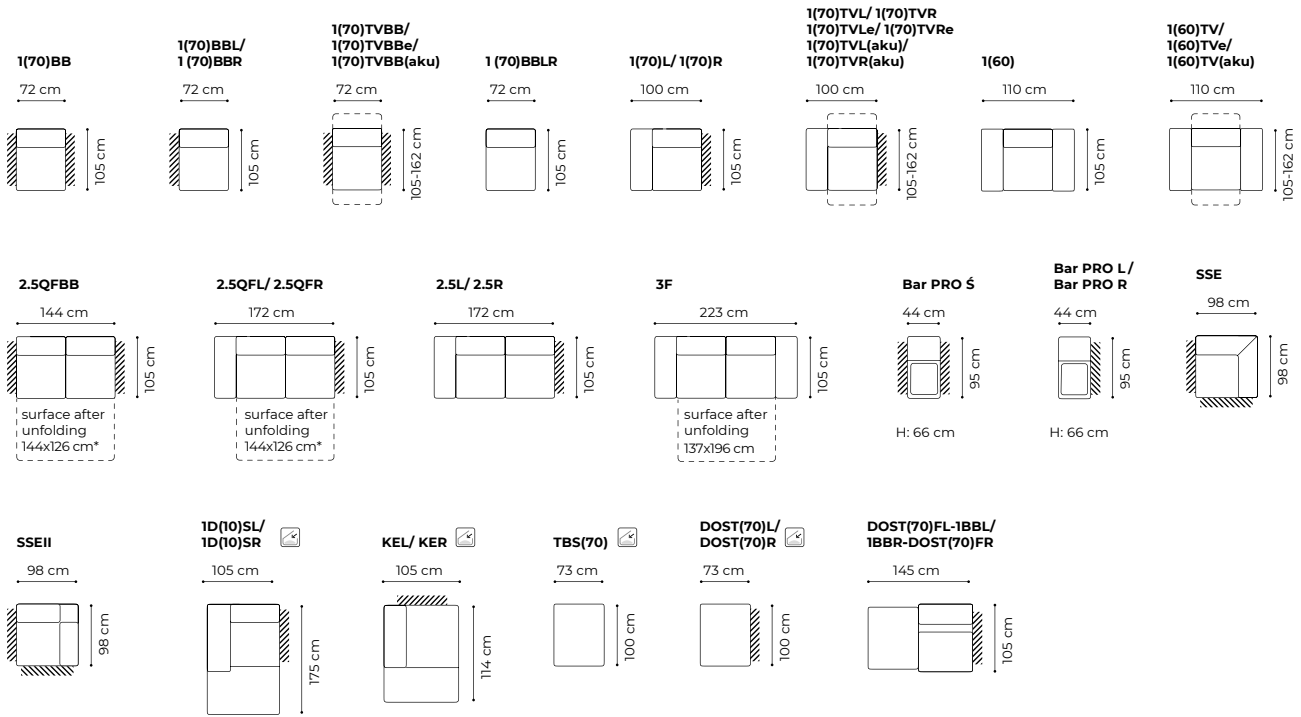


Bedding container at KEL/KER



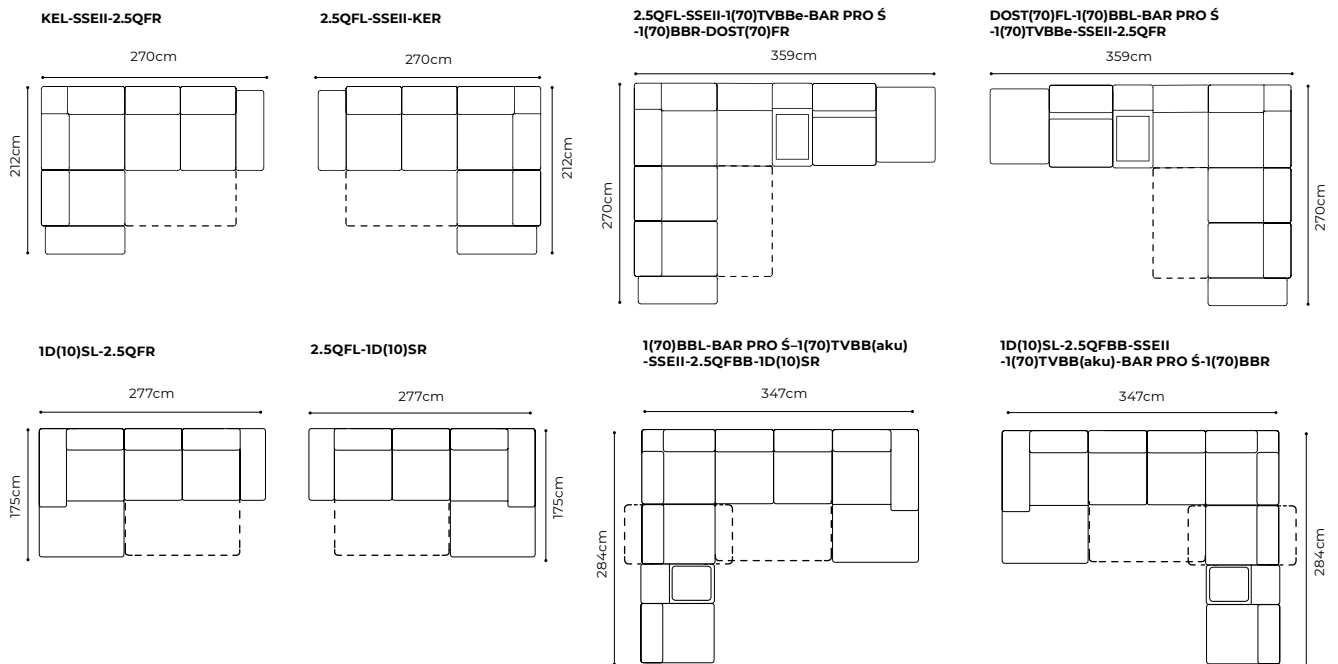
Mobile pouffe with a container

basic system elements



*The eventual size of sleeping area depends on the type of the body, which you will add to the body with the sleeping function

example configurations



Mobile pouffe with a container




Liquor cabinet with a shifted top



Relaxation function

CALPE

The height of the furniture: **82 cm** (with the headrest folded)
103 cm (with the headrest unfolded)
 The height of the seat: **47 cm**
 The depth of the seat: **63 cm**
 The height of the legs: **4,5 cm**
 The width of the side: **16 cm**



2.5FL-EN(2)-1(70)TVBB(aku)-BAR(2)ŠC-KE70(2)SR, leather: color withdrawn from the offer, legs and table beech



Sleeping function Leopard



Bedding container



Relaxation function



Movable headrest

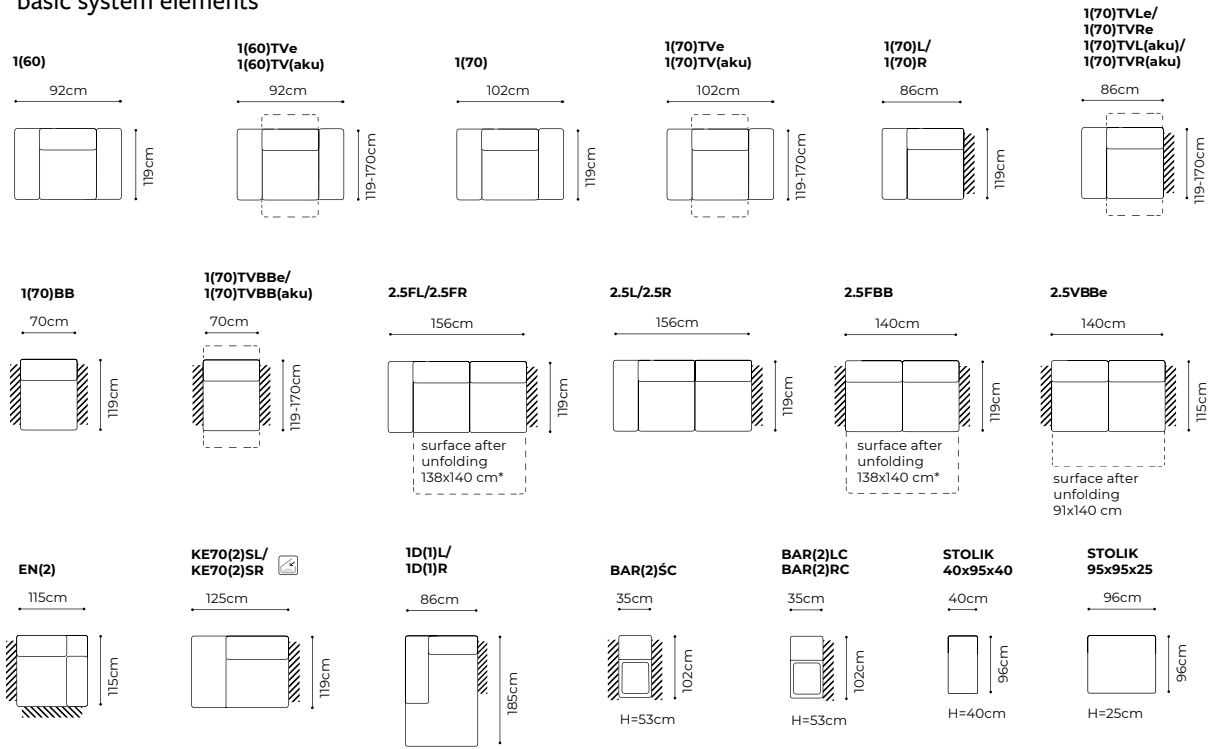


Liquor cabinet with a shifted top



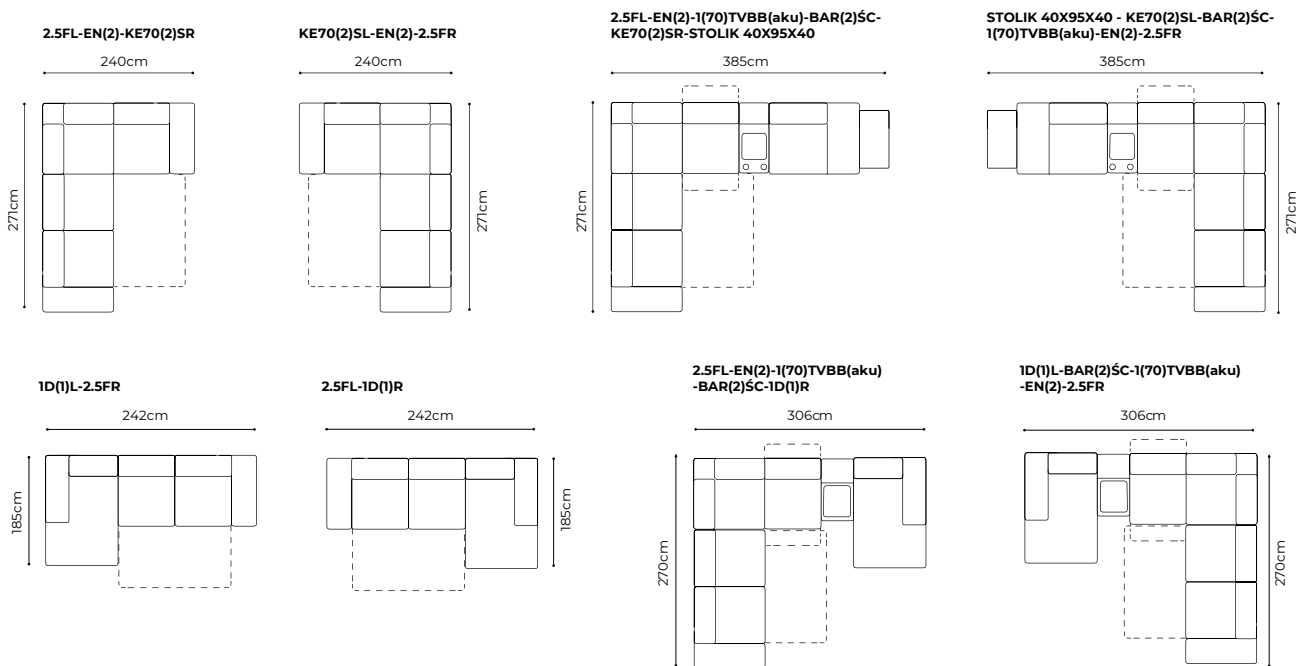
Liquor cabinet with a shifted top

basic system elements



*The eventual size of sleeping area depends on the type of the body, which you will add to the body with the sleeping function

example configurations



Stolik 96x96x25



Stolik 40x96x25

CANTATA

The height of the furniture: **83 cm** (with the headrest folded)
103 cm (with the headrest unfolded)
 The height of the seat: **45 cm**
 The depth of the seat: **59 cm**
 The height of the legs: **5 cm**
 The width of the side: **15 cm**



1(70)TVLe-BAR(11)ŠC-1(70)BB-EN(2)-2.5FBB-1D(1)SR, 1(70), fabric Crown Velvet 21, table oak nature



1D(1)SL-2.5FBB-EN(2)-1(70)BB-BAR(11)ŠC-1(70)TVRe,
 fabric Crown Velvet 21, table oak nature



Sleeping function Leopard

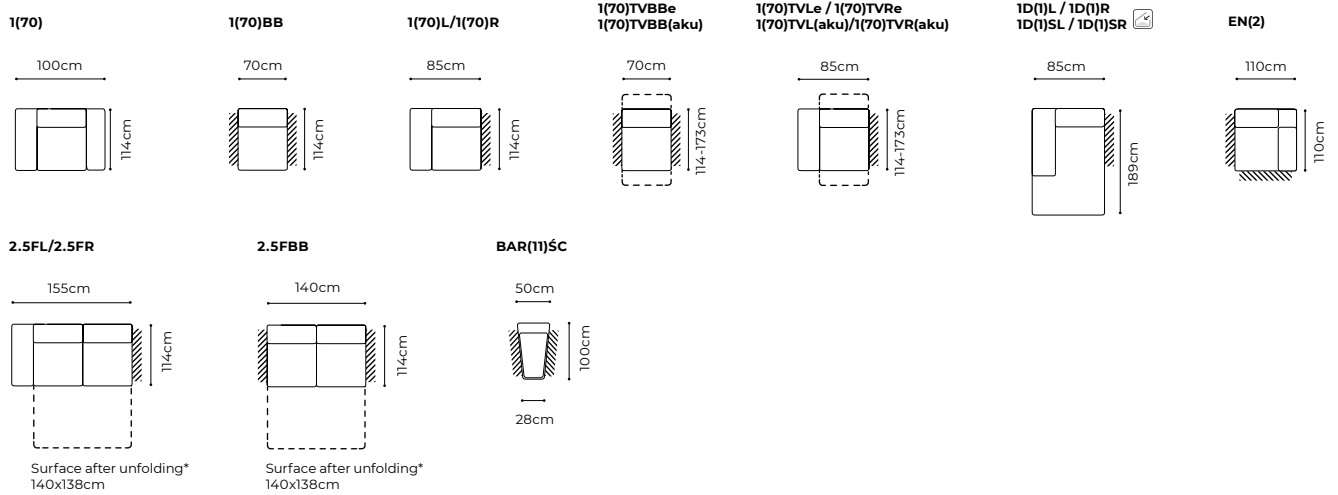


Liquor cabinet with a shifted top



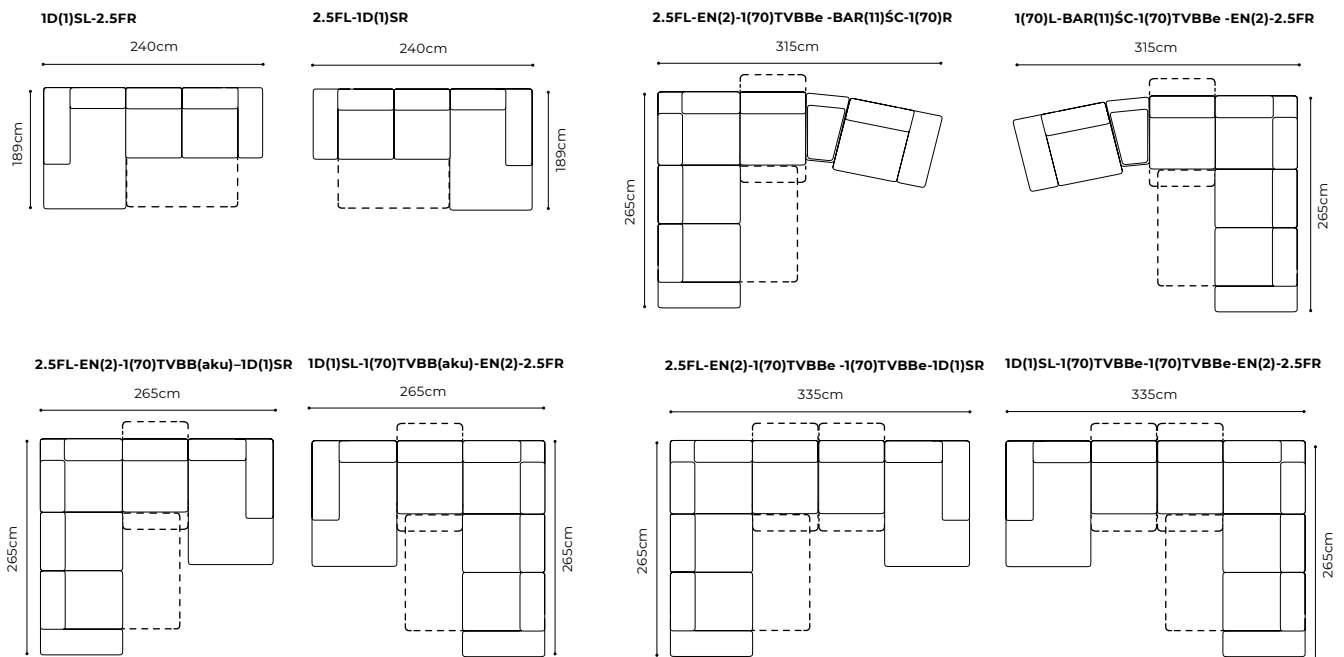
Relaxation function

basic system elements




*The eventual size of sleeping area depends on the type of the body, which you will add to the body with the sleeping function

example configurations



Movable headrest



1



1 with the headrest unfolded

CAPRI



The height of the furniture: **84 cm** (with the headrest folded)
97 cm (with the headrest unfolded)
 The height of the seat: **40 cm**
 The depth of the seat: **57 cm**
 The height of the legs: **5 cm**
 The width of the side (1): **19 cm**
 The width of the side: **35 cm** (other elements)



2FL-OTMSRC, leather G-2740, 3 cushions included - fabric Magu Jet 206, legs and shelf in wenge colour



Sleeping function Puma



Bedding container



Corner with standard back cushions

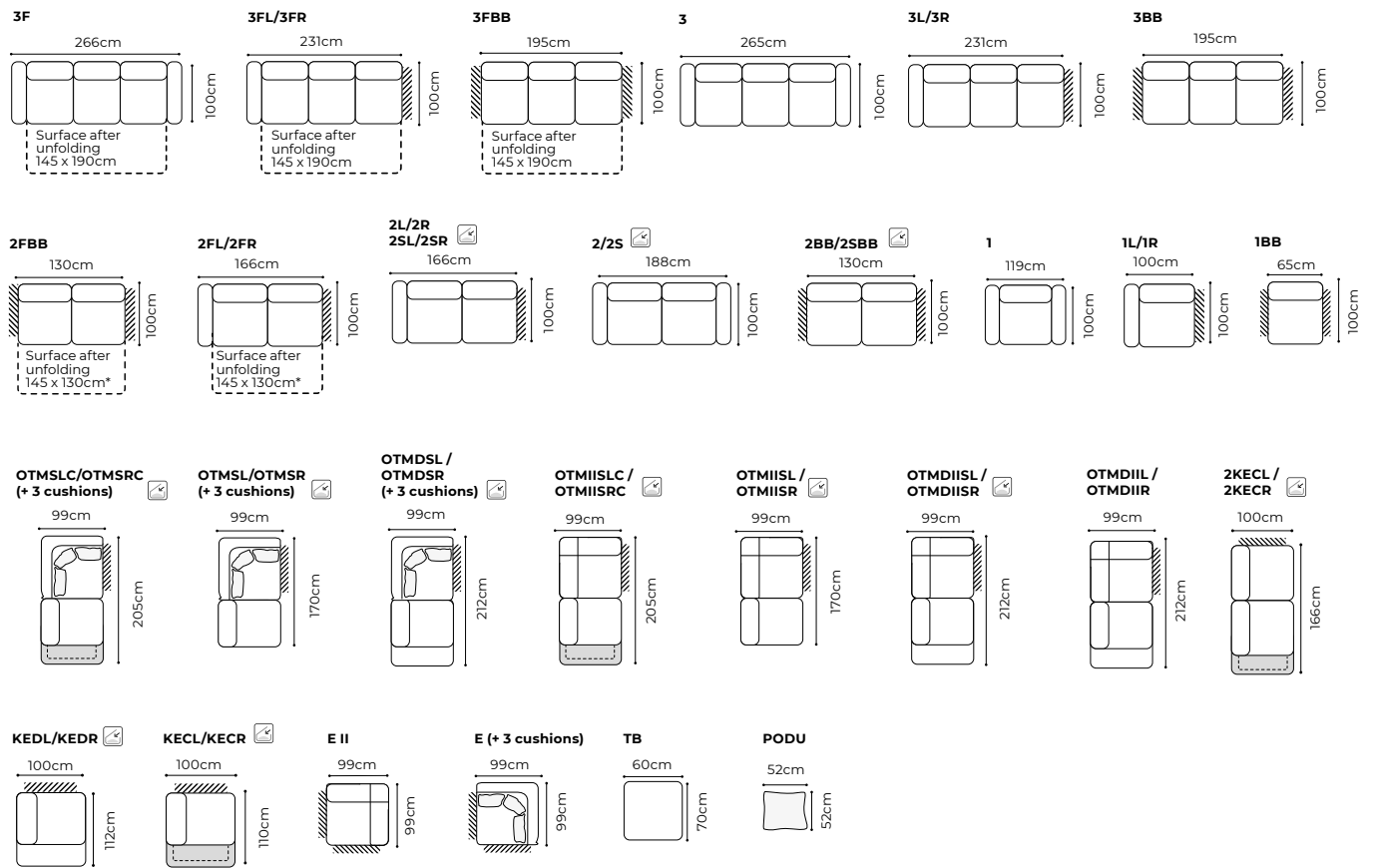


Corner with 3 loose cushions



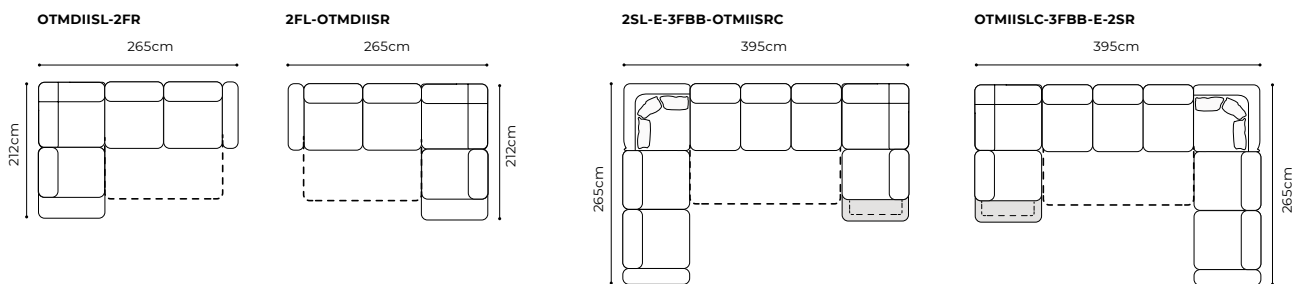
Movable headrest

basic system elements



*The eventual size of sleeping area depends on the type of the body, which you will add to the body with the sleeping function

example configurations



An extended seat



Side with armrest



With a lower wooden shelf

DOMO



The height of the furniture: **81 cm** (with the headrest folded)
105 cm (with the headrest unfolded)
 The height of the seat: **47 cm**
 The depth of the seat: **53 cm**
 The height of the legs: **5 cm**
 The width of the side: **33 cm** (standard)
26 cm (narrow)



2.5FL-EN(2)-1(70)TVBB-BAR(9)ŠC-1D(5)SR, leather G-2855, table wenge, legs wenge with chrom stripe



1D(5)SL-2.5FR, leather G-2855
 table wenge, legs wenge with chrom stripe



Sleeping function Leopard

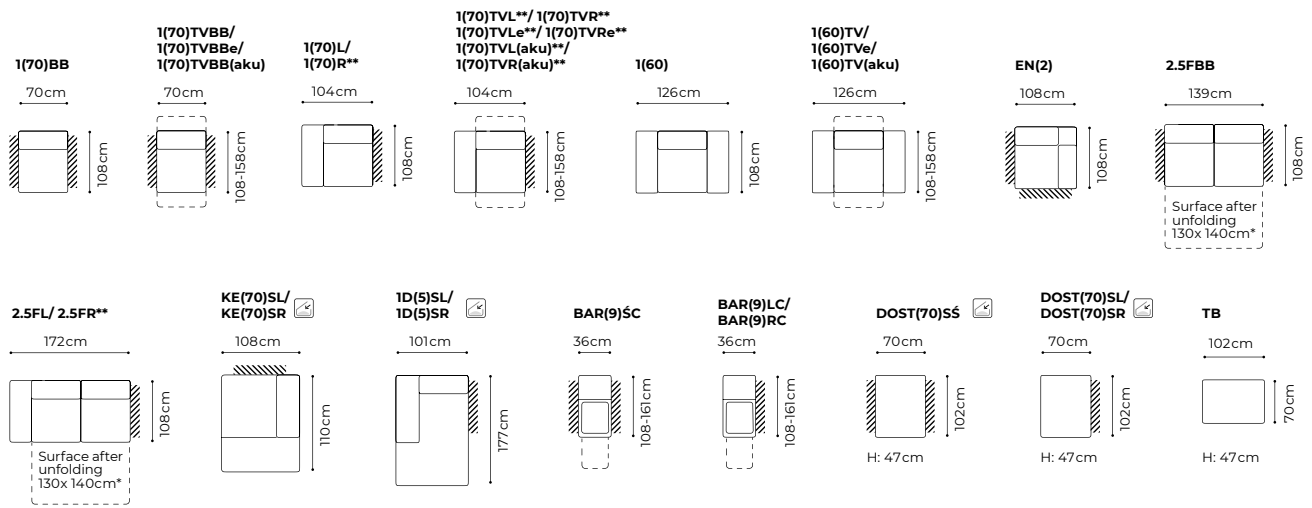


Bedding container



Relaxation function


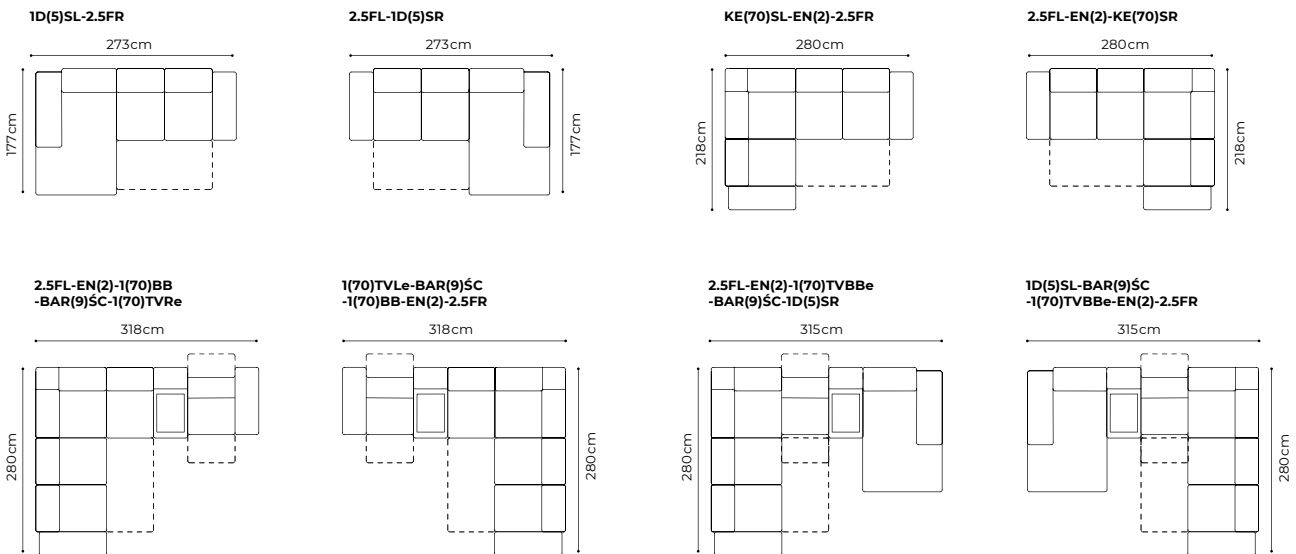
basic system elements



*The eventual size of sleeping area depends on the type of the body, which you will add to the body with the sleeping function

** Body available with a side in two widths: standard: 33 cm, narrow: 23 cm. The drawings show the width of the body with a standard side.

example configurations



Movable headrest



Liquor cabinet with a pullout drawer and a wooden top

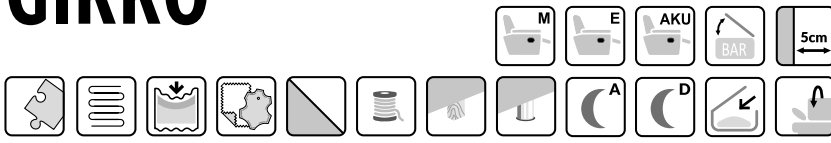


Standard side (33 cm) and narrow side (23 cm)





GIRRO



The height of the furniture: **78 cm** (with the headrest folded)
98 cm (with the headrest unfolded)
 The height of the seat: **46 cm**
 The depth of the seat: **54 cm**
 The height of the legs: **2,5 cm**
 The width of the side (1(6o) / 1(6o)TV): **27 cm**
 The width of the side: **32 cm (A) or 27 cm (B)**



BL(A)-3QFBB-SSEII-1(80)TVBB-BAR(6)ŠC-1D(4)SR, leather G-2110, table wenge, legs wenge with chrome stripe



BL(A)-2.5QFBB-BR(A), leather G-2110



1D(4)SL-3FBB-BR(A), leather G-2110



Sleeping function Delfin

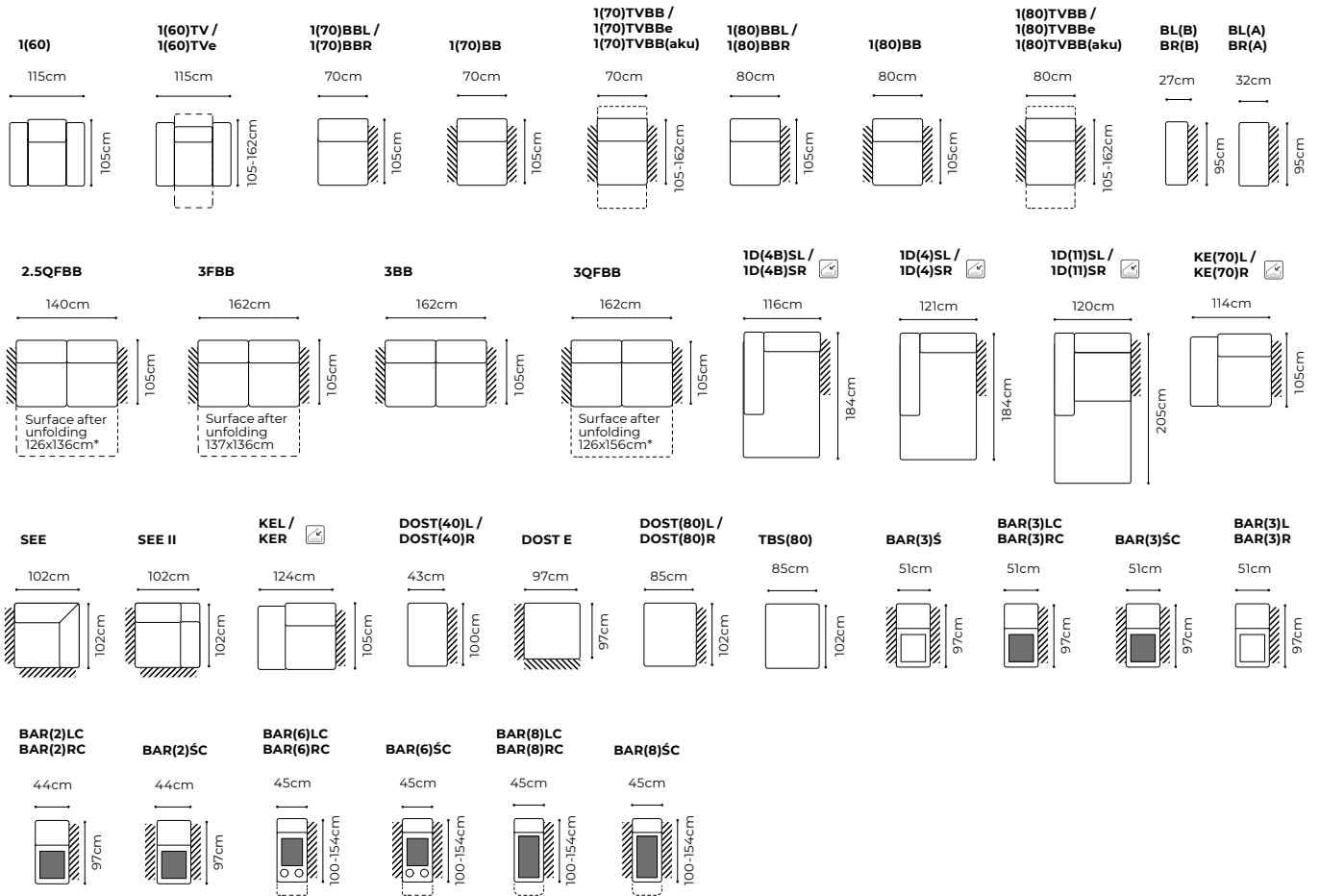


Liquor cabinet with a cubbyhole and a pullout drawer



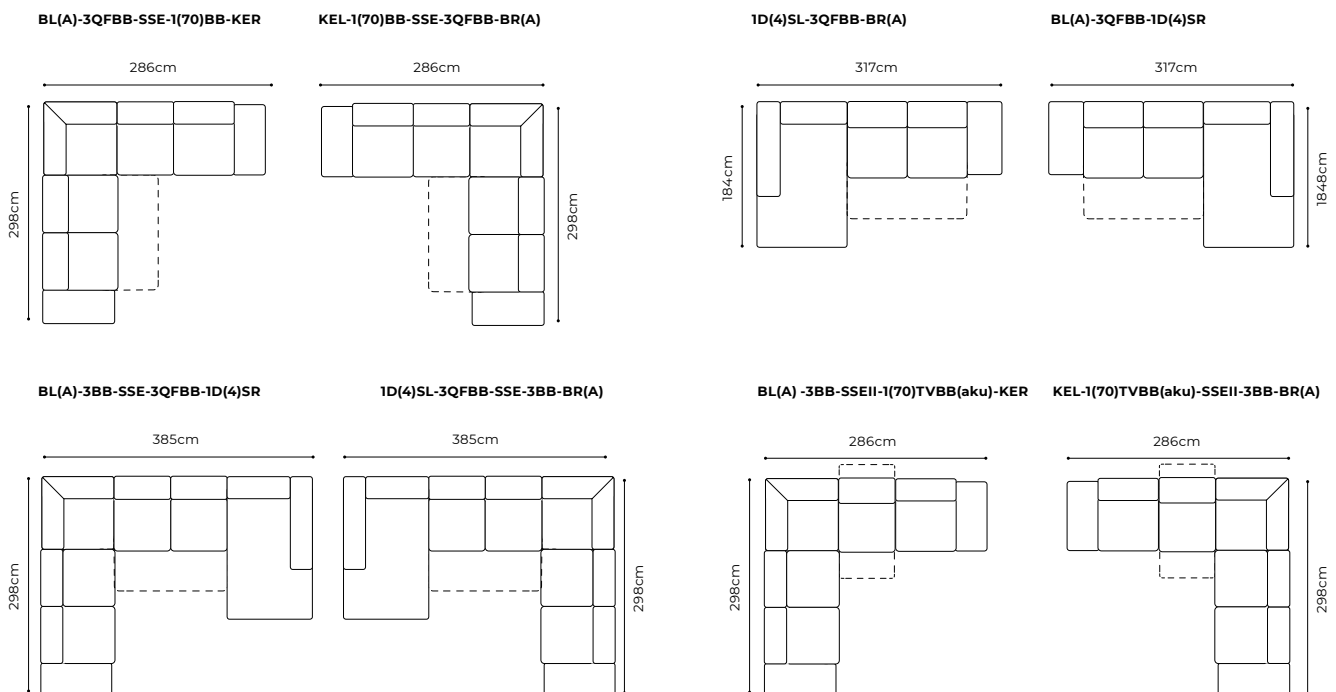
Movable headrests

basic system elements



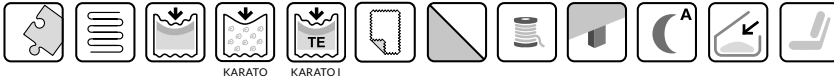
*The eventual size of sleeping area depends on the type of the body, which you will add to the body with the sleeping function

example configurations



KARATO

The height of the furniture: **89 cm**
 The height of the seat: **46 cm**
 The depth of the seat: **59 cm**
 The height of the legs: **5 cm**
 The width of the side: **22 cm**



1(80)L-1(80)BB-EN(2)-3QFBB-1D(5)SR, fabric Crown Velvet 35 + 6xPODU Crown Velvet 35/Crown Velvet 10



1D(5)SL-3QFBB-EN(2)-1(80)BB-1(80)R, fabric Crown Velvet 35 + 6xPODU Crown Velvet 35/Crown Velvet 10



Sleeping function Delfin

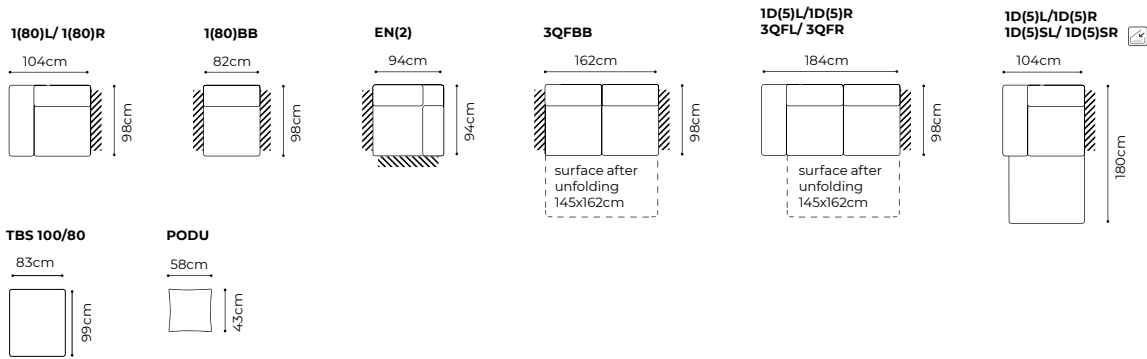


Bedding container



Optional cushions

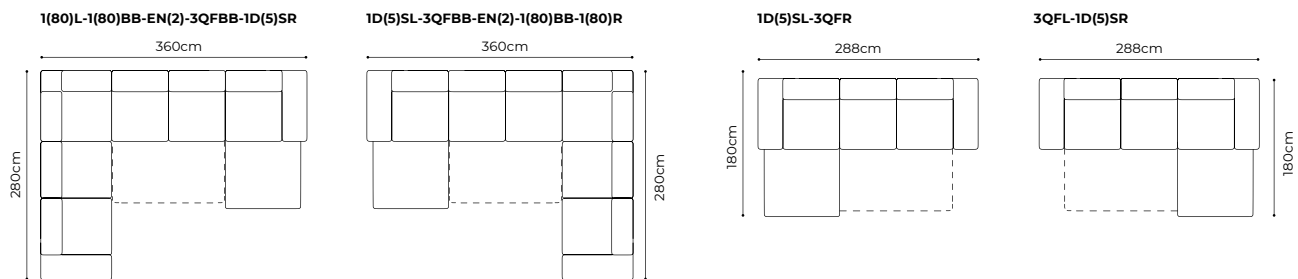
basic system elements



*The eventual size of sleeping area depends on the type of the body, which you will add to the body with the sleeping function

All elements can be free-standing or combined with each other. Ask your salesperson in the showroom how to configure the given piece of furniture with a full-size sleeping surface.

example configurations



3QFL-1D(5)SR, fabric Mystic 68

KARTEN

The height of the furniture: **86 cm**
 The height of the seat: **46 cm**
 The depth of the seat: **56 cm**
 The width of the side: **20 cm**
 The height of the legs: **5 cm**



1(80)TVLe-BAR(1)ŠC-1(80)BB-EN(2)-2(150)FR, leather G-3120, legs rustic oak



1(80)TVLe-BAR(1)ŠC-1(80)BB-EN(2)-2(150)FR,
 leather G-3120, legs rustic oak



Sleeping function Leopard

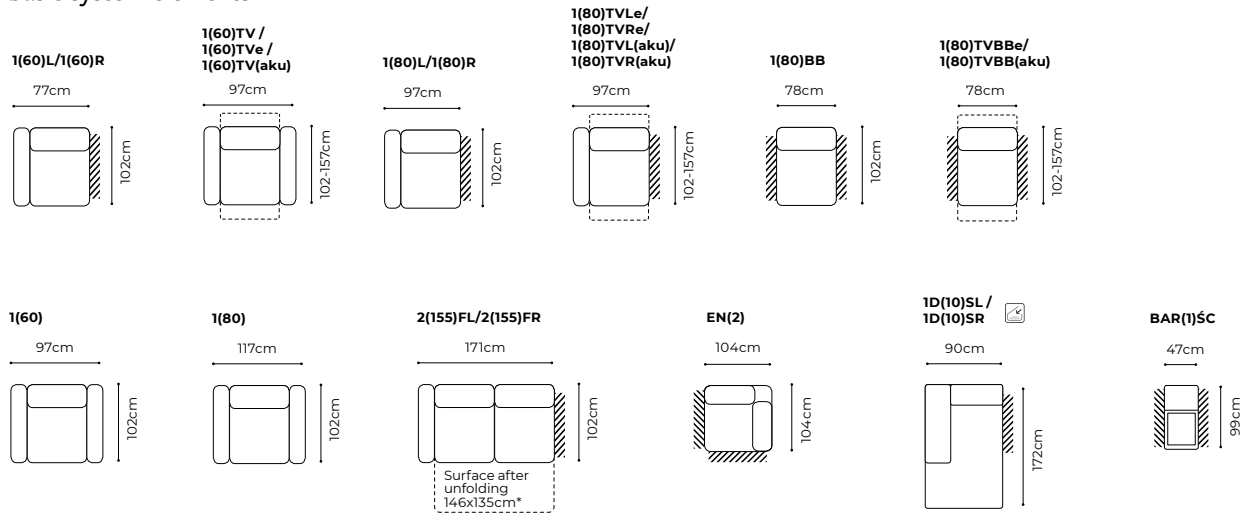


Relaxation function



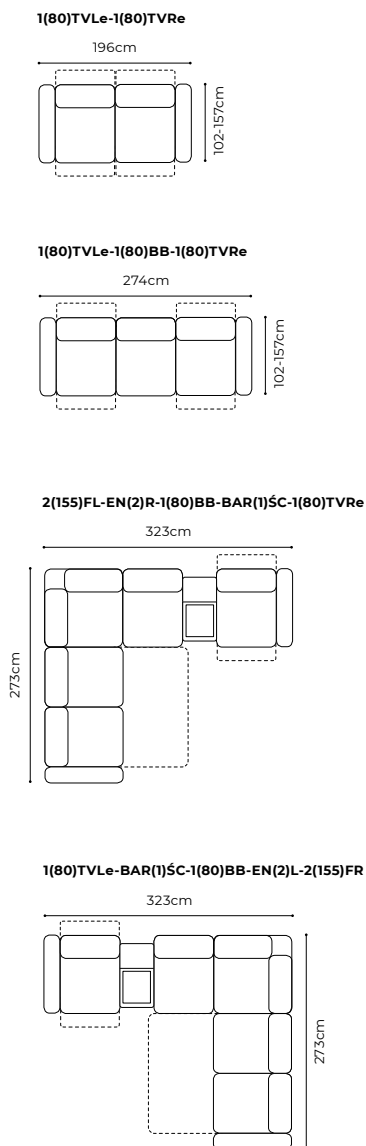
Liquor cabinet

basic system elements



*The eventual size of sleeping area depends on the type of the body, which you will add to the body with the sleeping function

example configurations







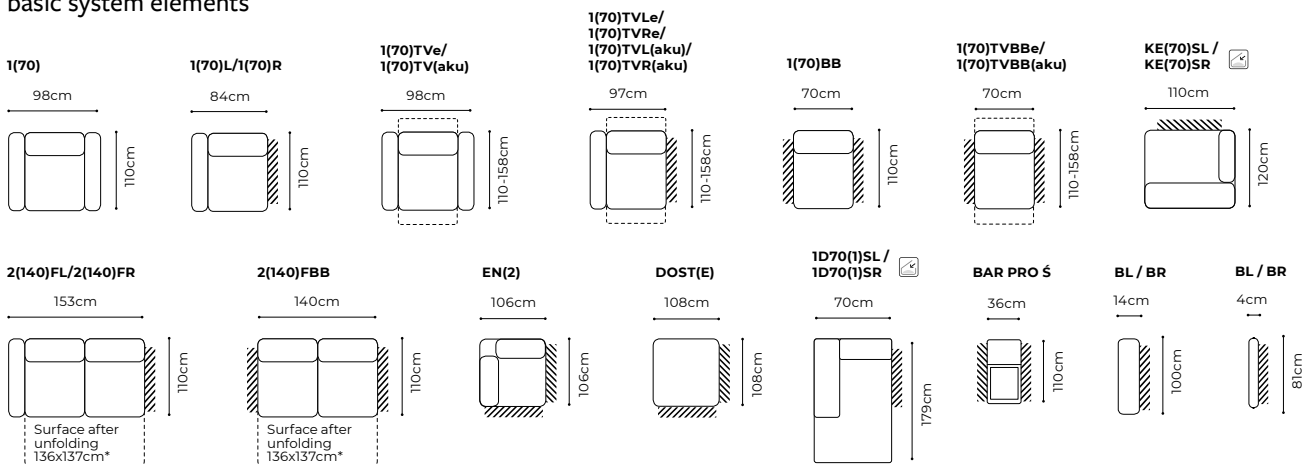
LOGGIA

The height of the furniture: **88 cm** (with the headrest folded),
106 cm (with the headrest unfolded)
 The height of the seat: **49 cm**
 The depth of the seat: **59 cm**
 The width of the side: **14 cm**
 The height of the legs: **4,5 cm**



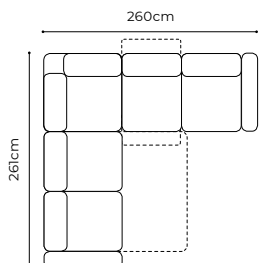
BL-2(140)FBB-EN(2)-1(70)BB-KESR, fabric Accept 42

basic system elements

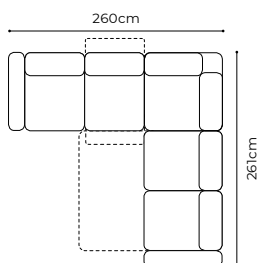


example configurations


2(140)FL-EN(2)L-1(70)TVBBe-1(70)BB-BR



BL-1(70)BB-1(70)TVBBe-EN(2)R-2(140)FR



*The eventual size of sleeping area depends on the type of the body, which you will add to the body with the sleeping function



LUCIANO



The height of the furniture: **76 cm** (with the headrest folded)
98 cm (with the headrest unfolded)
 The height of the seat: **46 cm**
 The depth of the seat: **55 cm**
 The height of the legs: **3 cm**
 The width of the side 1(60): **25 cm**
 The width of the side 1(70): **28 cm**
 The width of the side 1(80): **35 cm**



IDFL-2.5QFBB-SSE-1(70)TVBB(aku)-DOST(80)Ś-1R, fabric Mystic 105



Sleeping function Delfin



Bedding container



Relaxation function



Liquor cabinet

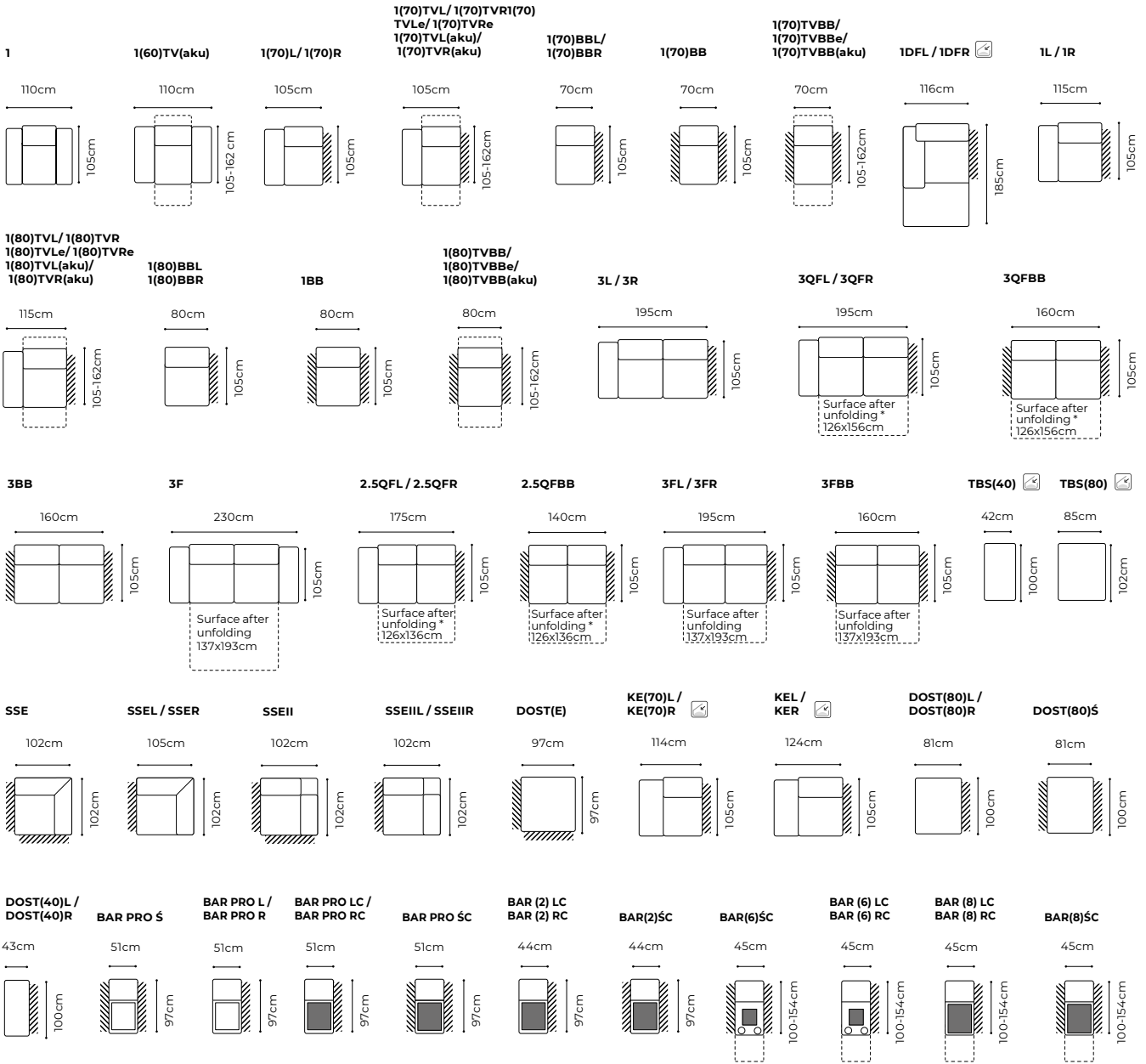


Liquor cabinet with a cubbyhole and a pullout drawer



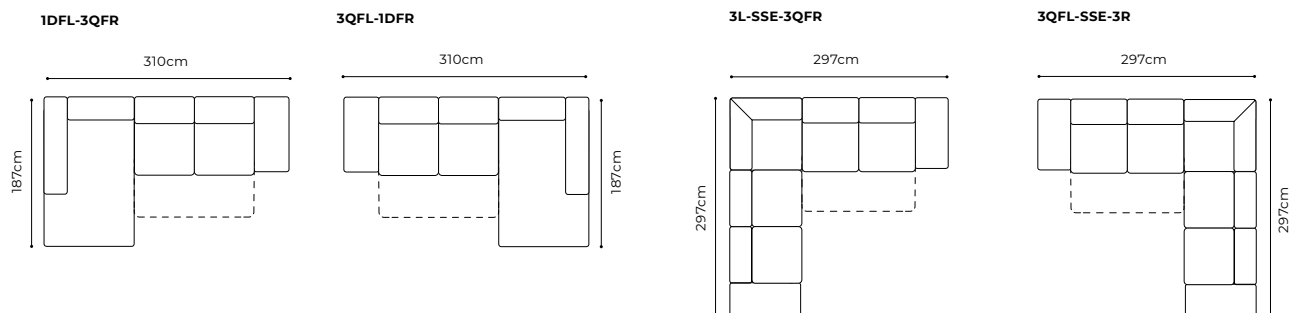
Movable headrest

basic system elements



*The eventual size of sleeping area depends on the type of the body, which you will add to the body with the sleeping function

example configurations



MASSIMO



The height of the furniture: **78 cm** (with the headrest folded)
99 cm (with the headrest unfolded)
 The height of the seat: **46 cm**
 The depth of the seat: **56 cm**
 The height of the legs: **3 cm**
 The width of the side: **21 cm**



1D(1)SL-BAR(2)ŠC-1(70)TVBBE-EDŠL-2.5QFR, leather G-2140, table and legs beech



Sleeping function Delfin



Bedding container



Bedding container



Movable headrest

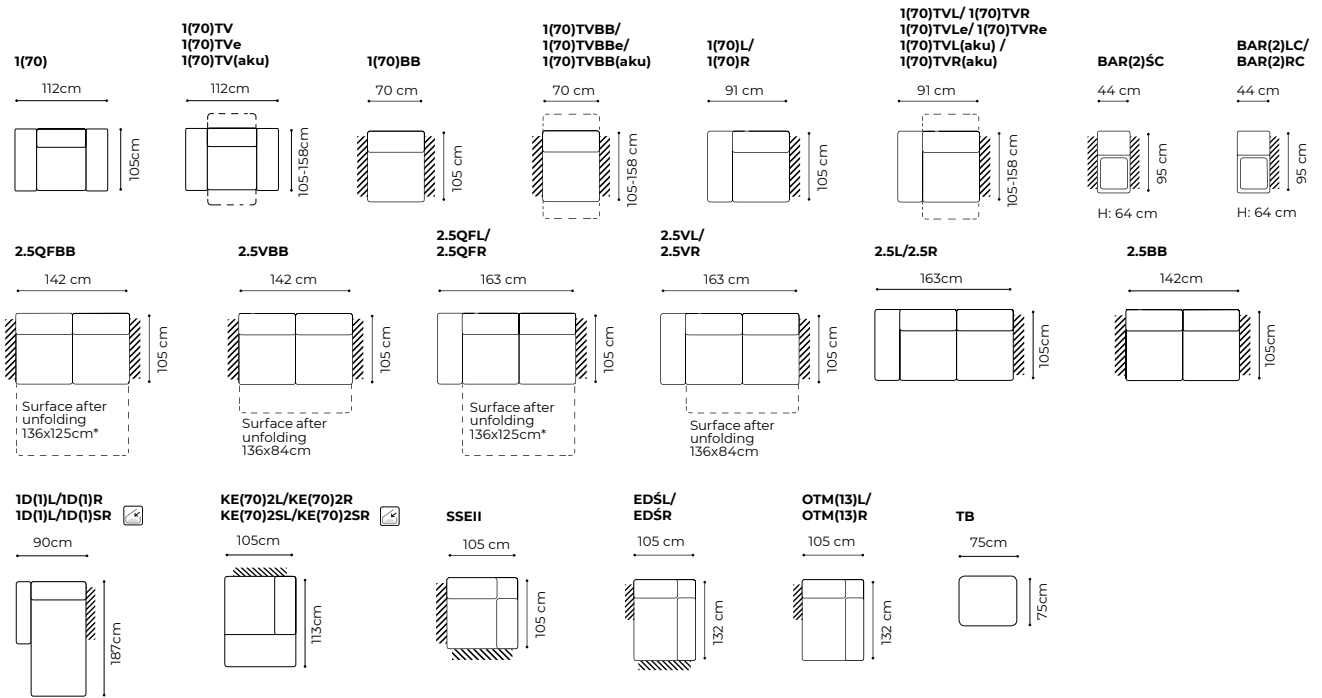


Movable seat



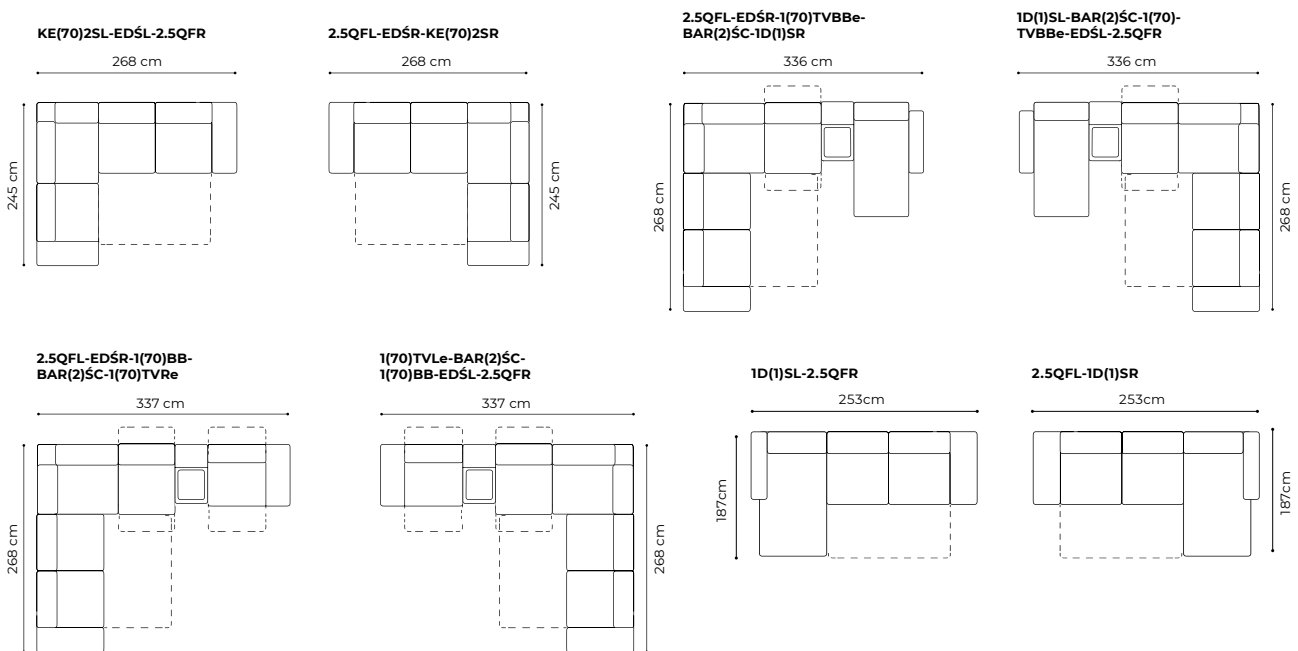
Relaxation function

basic system elements



*The eventual size of sleeping area depends on the type of the body, which you will add to the body with the sleeping function

example configurations



Liquor cabinet



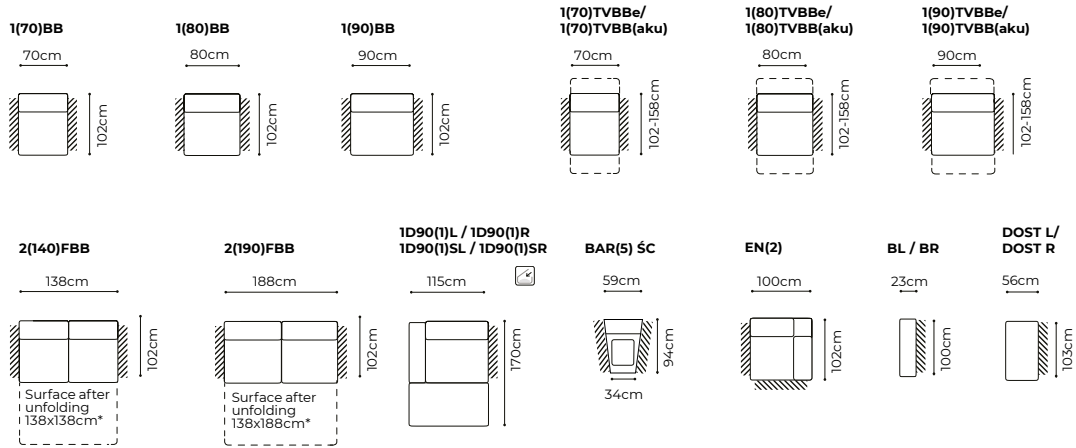
Liquor cabinet





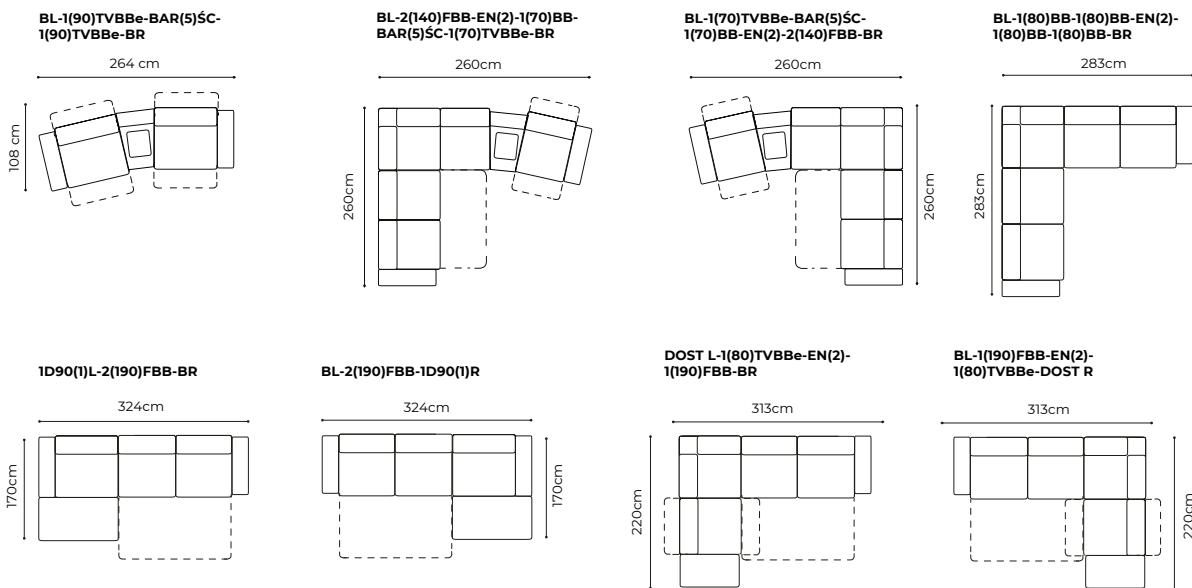
BL-2(190)FBB-BR and BL-1(90)TVBBE-BAR(5)ŚC-1(90)TVBBE-BR, wooden shelf - oak, leather: color withdrawn from the offer

basic system elements



*The eventual size of sleeping area depends on the type of the body, which you will add to the body with the sleeping function

example configurations

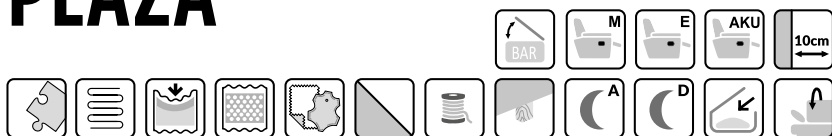


Liquor cabinet



Liquor cabinet

PLAZA



The height of the furniture: **78 cm** (with the headrest folded)
98 cm (with the headrest unfolded)
 The height of the seat: **44 cm**
 The depth of the seat: **55 cm**
 The height of the legs: **2,5 cm**
 The width of the side (1): **28 cm**
 The width of the side: **35 cm**



1DFL-3QFR, fabric Crown 17, legs beech



3QFL-DOST(E)-1(80)BB-1(80)TVBBe-BAR PRO ŚC-1DFR,
 table and legs beech, fabric Crown 17



Sleeping function Delfin




Bedding container



Relaxation function

basic system elements



*The eventual size of sleeping area depends on the type of the body, which you will add to the body with the sleeping function

**Body available with a side in two widths: standard: 35 cm, narrow: 28 cm. Armchairs 1, 1(6o)TV, 1(6o)TVe and 1(6o)TV(aku) - are available only with 28 cm wide sides.



Movable headrests



Liquor cabinet



Liquor cabinet





SERENA

The height of the furniture: **83 cm**
 The height of the seat: **49 cm**
 The depth of the seat: **78 cm**
 The height of the legs: **2,8 cm**
 The width of the side: **21 cm**



3QFBB-1(80)R and 1D(10)SL and STOLIK 40x106x40, fabric Sofia 17, medium cushions Dragonera 02, small cushions Vedra 02



1D(10)SL-STOLIK 106x106x25-EN(6)XL-3QFBB-EN(2)-1(80)BB- STOLIK 40x106x40-1(80)R, fabric Habana 05, Habana 25, cushions: Mirasol 09, Fonteta 09, Vinaros 09



Sleeping function Delfin

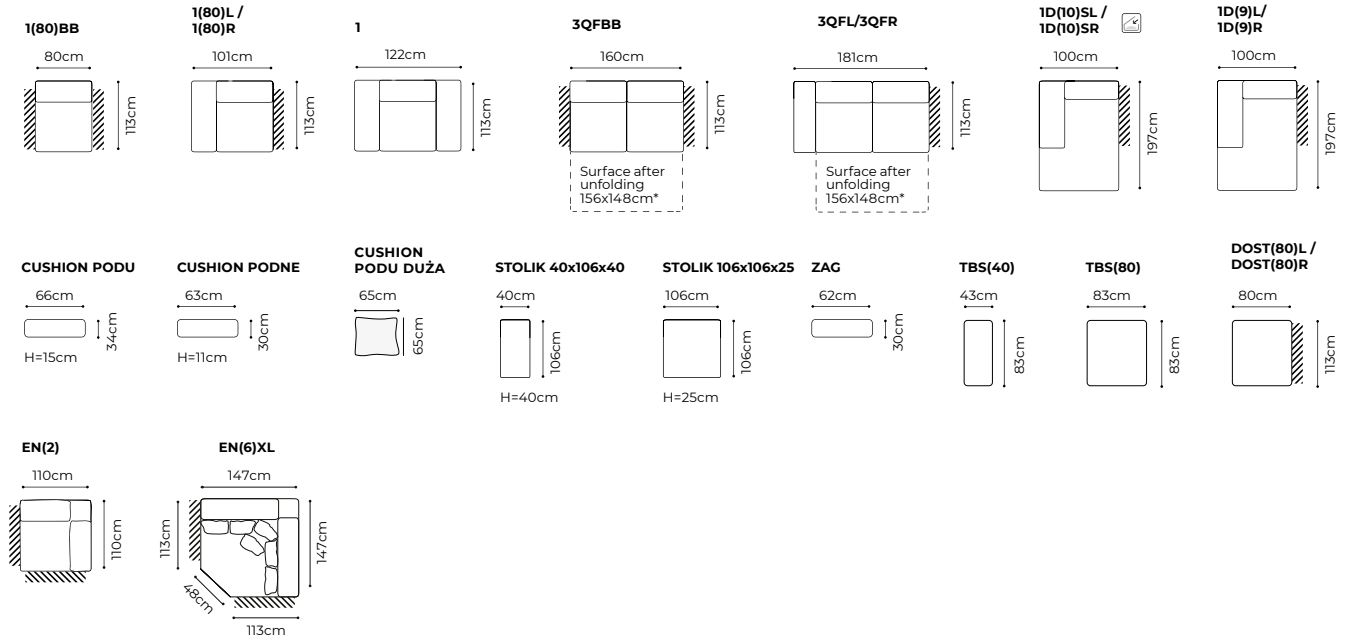


Bedding container



STOLIK 106x106x25

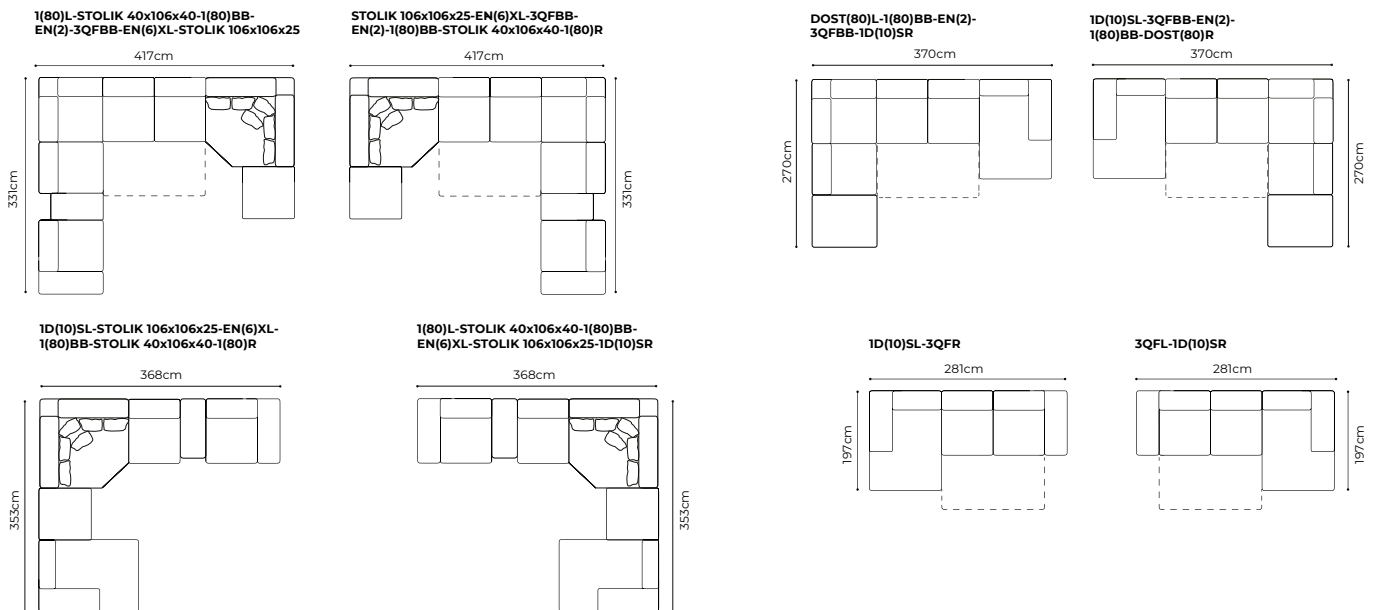
basic system elements



*The eventual size of sleeping area depends on the type of the body, which you will add to the body with the sleeping function

All elements can be free-standing or combined with each other. Ask your salesperson in the showroom how to configure the given piece of furniture with a full-size sleeping surface.

example configurations



STOLIK 40x106x40



Corner with loose cushions




Optional headrest





TOLEDO

The height of the furniture: **100 cm**
 The height of the seat: **48 cm**
 The depth of the seat: **51 cm**
 The height of the legs: **5 cm**
 The width of the side: **34 cm**



3FL-E-1(80)TVBB-1(80)R, leather G-100



2, leather G-100




1(80)L-1(80)TVBB-E-3FR, leather G-100



Sleeping function Sedalift

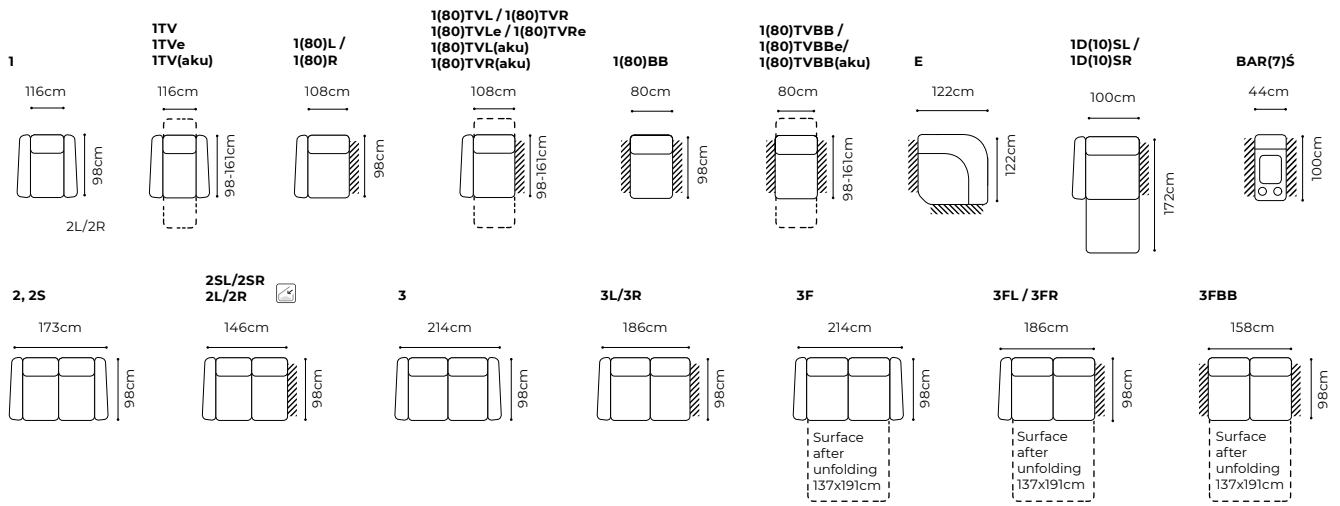


Relaxation function

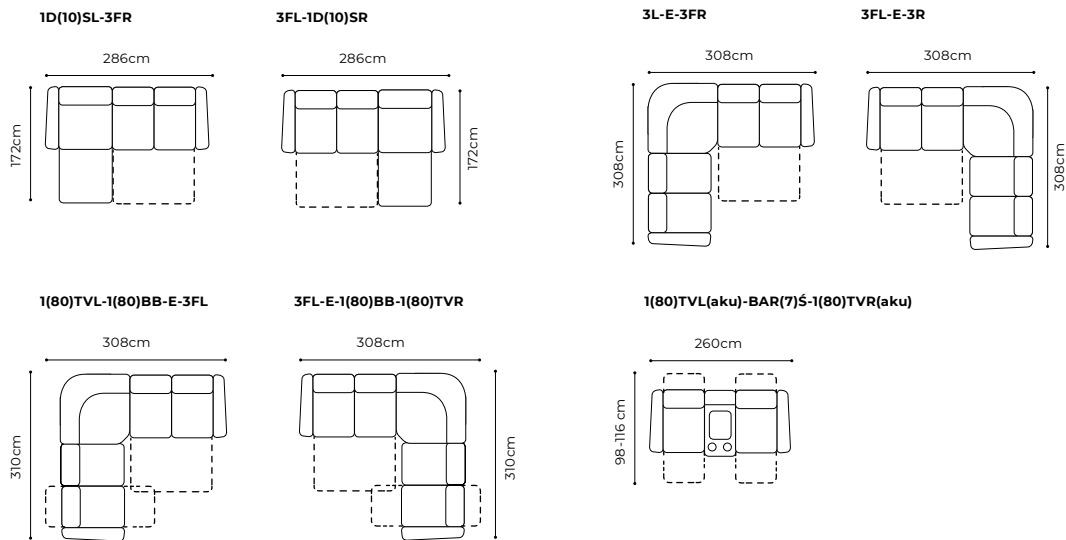


1

basic system elements



example configurations







VOLTA



The height of the furniture: **86 cm** (with the headrest folded)
106 cm (with the headrest unfolded)
 The height of the seat: **49 cm**
 The depth of the seat: **58 cm**
 The height of the legs: **10 cm**
 The width of the side: **22 cm**



DOST(L)-1(70)BB-EN(2)-2(140)FBB-BAR(5)ŚC-1(90)TVBBe-BR, leather G-3165, table wenge



DOST(L)-1(70)BB-EN(2)-2(140)FBB-1(90)TVBBe-BR, leather G-3165



Sleeping function Leopard

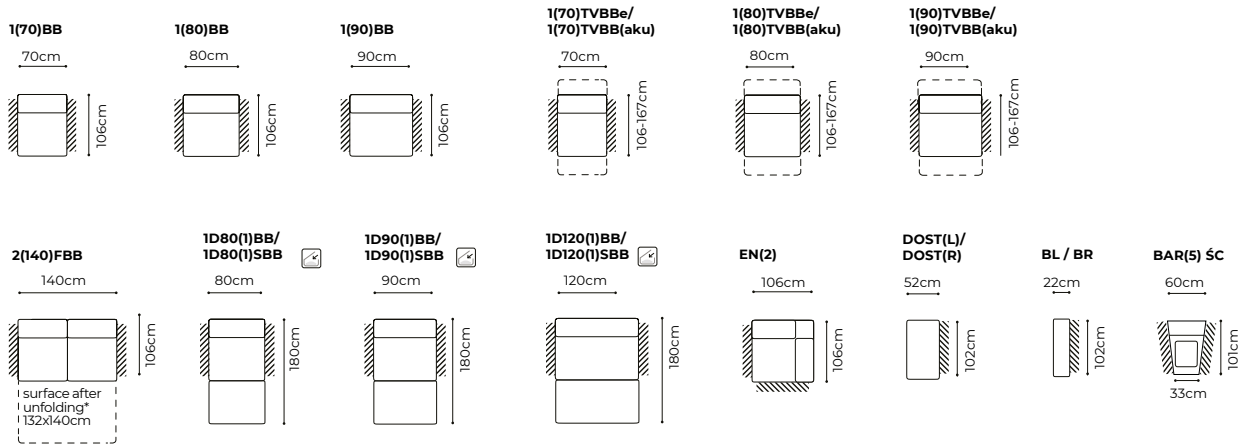


Relaxation function



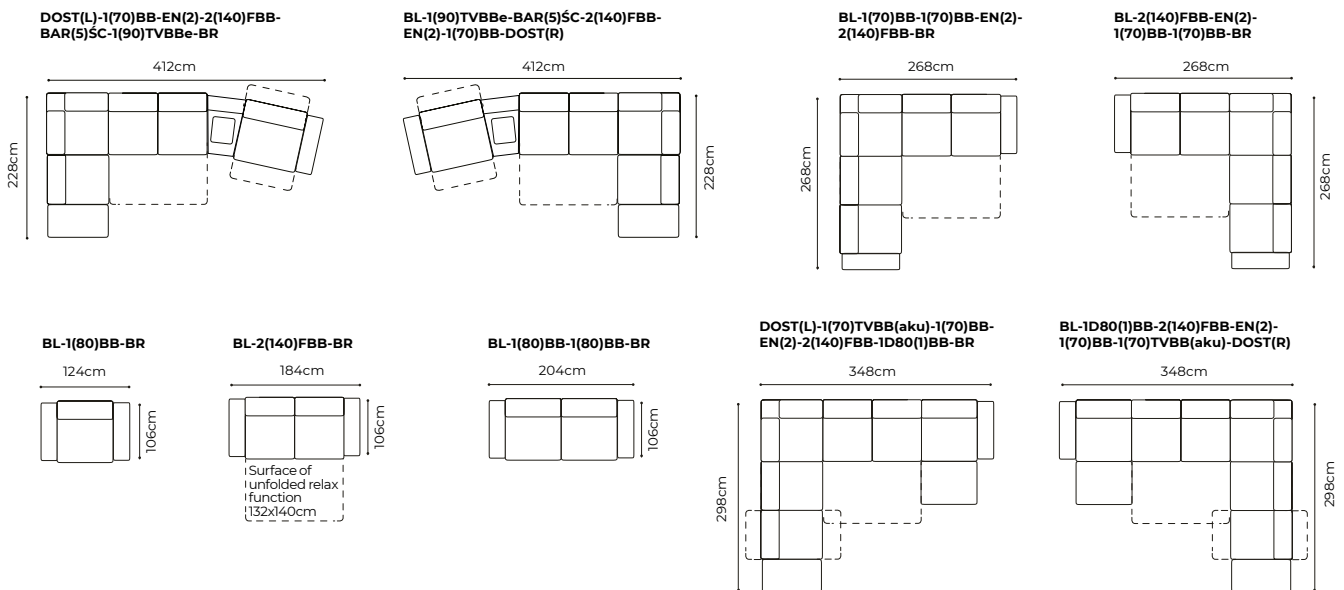
Movable headrests

basic system elements



*The eventual size of sleeping area depends on the type of the body, which you will add to the body with the sleeping function

example configurations



Liquor cabinet



Liquor cabinet







1 and 2, fabric Baron 04 and Alhambra 09, legs oak nature

FORLI

The height of the furniture: **105 cm**
 The height of the seat: **47 cm**
 The depth of the seat: **53 cm**
 The height of the legs: **18 cm**
 The width of the side: **18 cm**




3 and 1, fabric Baron 22, legs oak bianco and Emoji 38, legs oak nature



3

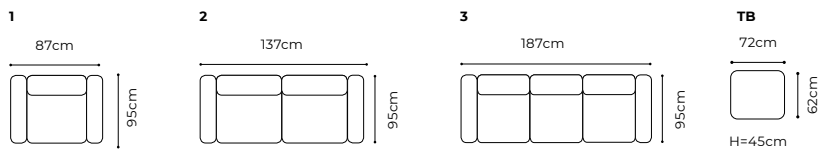


2



1

dimensions



BOSTO


The height of the furniture: **108 cm**
 The height of the seat: **49 cm**
 The depth of the seat: **58 cm**
 The height of the legs: **18 cm**
 The width of the side: **12 cm**



1, TB and 3, fabric Riviera 38, legs oak bianco



3

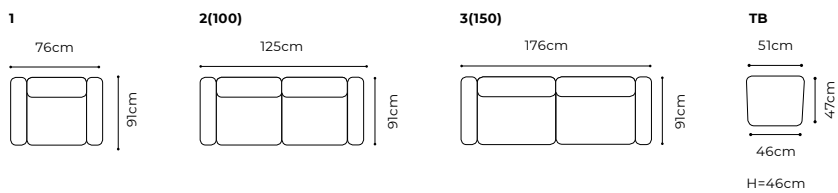


2



1+TB

dimensions



FIGARO



The height of the furniture: **88 cm** (without headrest)
107 cm (with the optional headrest)
 The height of the seat: **45 cm**
 The depth of the seat: **52 cm**
 The height of the legs: **12 cm**
 The width of the side: **29 cm**
 The width of the side (1): **24 cm**



2, TB and 1, Fabric Spirit 12 and Spirit 11



2(160)

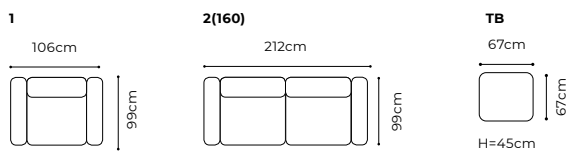


1



TB

dimensions



KELSO


The height of the furniture: **101 cm**
 The height of the seat: **47 cm**
 The depth of the seat: **53 cm**
 The height of the legs: **18 cm**
 The width of the side: **18 cm**




1, 3 and 2, fabric Bolshoi 16 stone, legs oak bianco



3

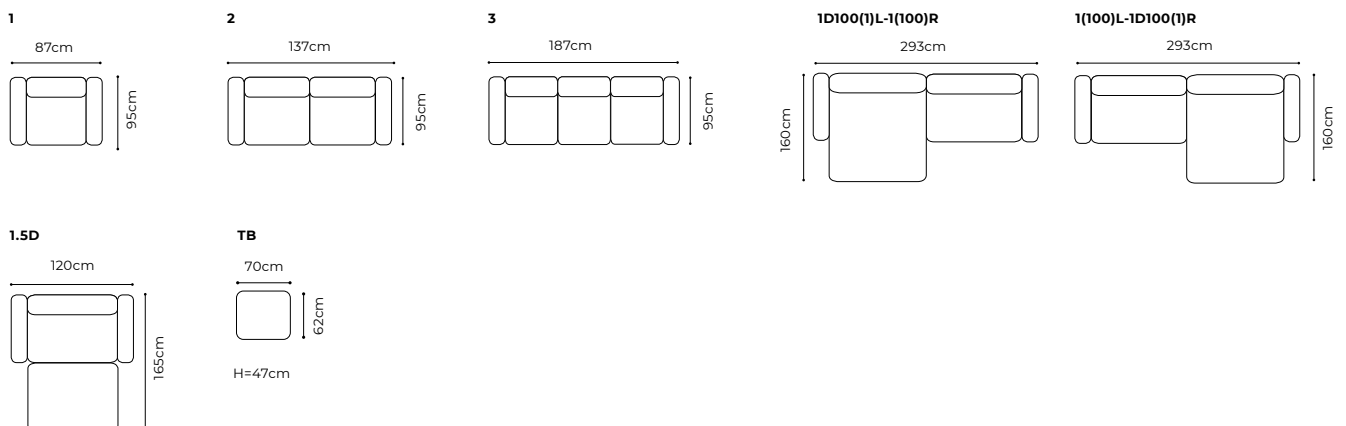


2



1

dimensions



LORIEN / BEO




The height of the furniture: **109 cm**
 The height of the seat: **49 cm (Lorien)**
 The height of the seat: **48 (Beo)**
 The depth of the seat: **54 cm (Lorien)**
 The depth of the seat: **56 cm (Beo)**
 The height of the legs: **15 cm**
 the width of the side: **16 cm (Lorien)**
 the width of the side: **23 cm (Beo)**




Beo, 2(165) and ITV, fabric Piano 15 and Piano 10



BEO ITV (relaxation function)



LORIEN 1

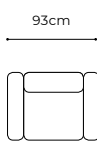


TB

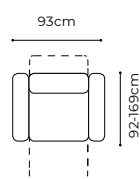
dimensions

LORIEN

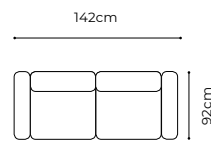
1



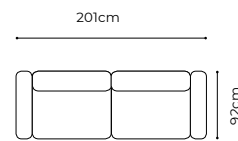
ITV



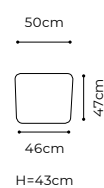
2



3

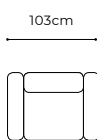


TB

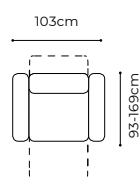


BEO

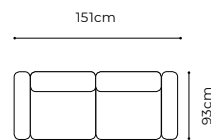
1



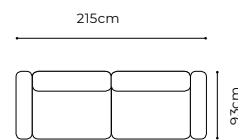
ITV



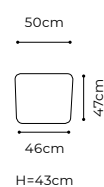
2(110)



3(165)



TB







SCANDI


The height of the furniture: **92 cm**
 The height of the seat: **47 cm**
 The depth of the seat: **53 cm**
 The height of the legs: **18 cm**
 The width of the side: **19 cm**




3 and 2 and 1, fabric Bellagio 242, legs oak nature



3

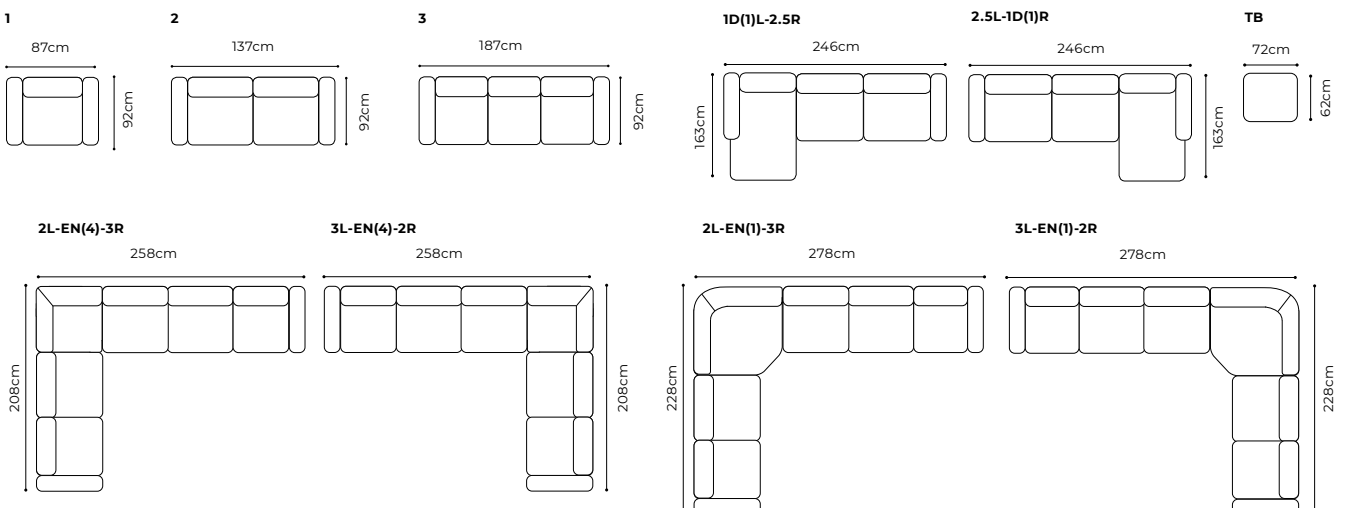


2



1

dimensions



VOSS

The height of the furniture: **101 cm**
 The height of the seat: **47 cm**
 The depth of the seat: **53 cm**
 The height of the legs: **18 cm**
 The width of the side: **19 cm**



1(100)L-ID100(1)R, fabric Baron 24-Plum, legs wenge

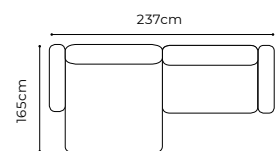


311

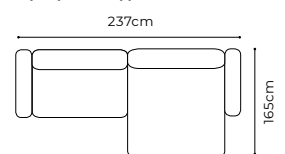


1.5D

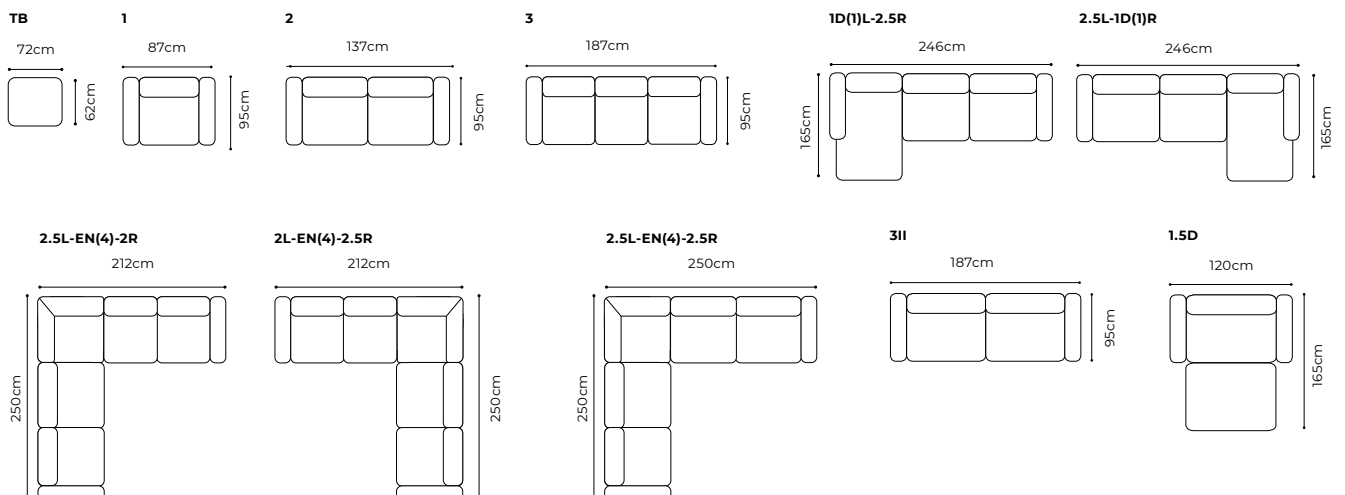
1D100(1)L-1(100)R



1(100)L-ID100(1)R



dimensions







TIVOLI

The height of the furniture: **87 cm** (unfolded)

109 cm (folded)

The height of the seat: **47 cm**

The depth of the seat: **56 cm**

The width of the side: **17 cm**



BLC-TVBB-BAR Ś-ITVBB-BRC and sofa BL-3TVBB-BR, leather G-220, table wenge

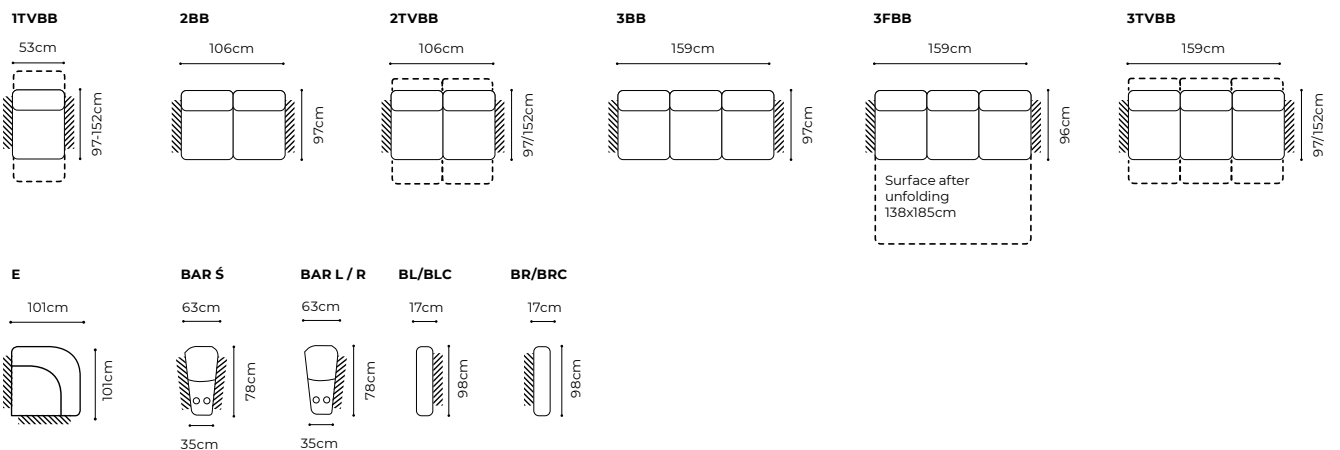


Relaxation function



Liquor cabinet with a cubbyhole

dimensions



BRUNELLI

The height of the furniture: **90 cm** (unfolded)

107 cm (folded)

The height of the seat: **47 cm**

The depth of the seat: **56 cm**

The width of the side: **13 cm**



BL-2TVBB-BAR(4)Š-1TVBB-BR, fabric G-170

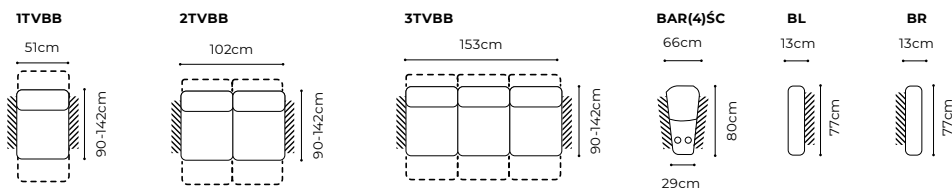


Relaxation function



Liquor cabinet with a cubbyhole

dimensions




MONDAY



The height of the furniture: **88 cm** (without headrest)
98 cm (with optional headrest)
 The height of the seat: **45 cm**
 The depth of the seat: **57 cm**
 The height of the legs: **12 cm**
 The width of the side (1): **21 cm**
 The width of the side: **25 cm**



1D70(8)L-2R+1xZAC, leather G-3885, legs oak with wax effect

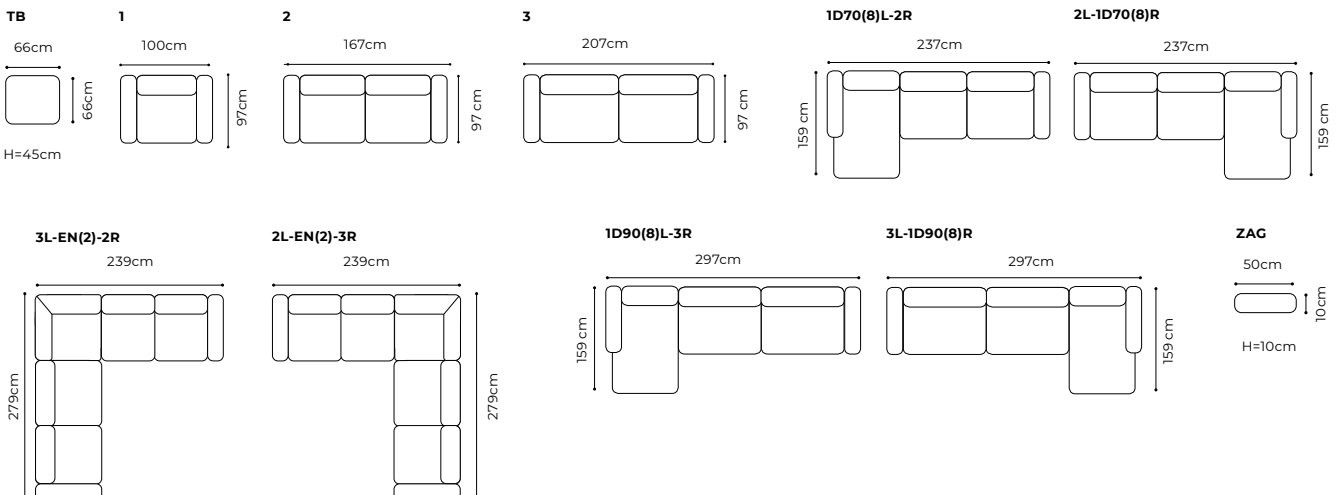


Optional headrest



Selection of leg type (black metal or wood)

dimensions





Sleeping function - italian frame PLUS / italian frame MONO

FOR EVERYDAY USE AS A BED



How to unfold it?

Italian frame PLUS (type K)

Pull the frame that you can feel on the top of the backrest towards you to unfold the frame with the mattress. After unfolding the furniture, the backrest and the seat base will retract under the frame. The backrest is not touching the floor – it is around 4 cm over its surface.

The mechanism consists of a metal frame, wooden slats, webbing, and a small metal grate-shaped element integrated with the frame. Double-sided mattress.

Italian frame MONO (type L)

Pull the frame that you can feel on the top of the backrest towards you to unfold the frame with the mattress. After unfolding the furniture, the backrest and the seat base will retract under the frame. The backrest is not touching the floor – it is around 4 cm over its surface. The mechanism consists of a metal frame, webbing and a large metal grate-shaped element integrated with the frame. Double-sided mattress.

JANA

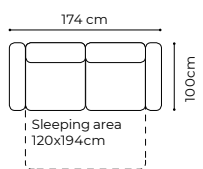
The height of the furniture: **88 cm**
 The height of the furniture (1): **84 cm**
 The height of the seat: **49 cm**
 The height of the seat (1): **46 cm**
 The depth of the seat: **57 cm**
 The depth of the seat (1): **55 cm**
 The width of the side: **17 cm**
 The height of the legs: **12 cm**
 The thickness of the mattress: **12 cm (+/- 1 cm)**



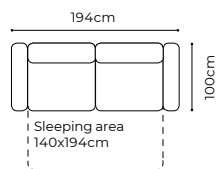
1(50)S and 2(160)FF, fabric Aurora 2488

dimensions

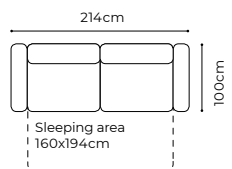
2(140)FF



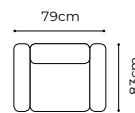
2(160)FF



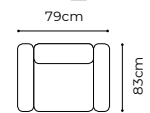
2(180)FF



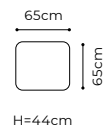
1(50)



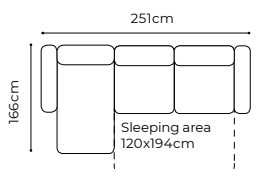
1(50)S



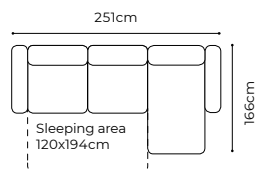
TBS



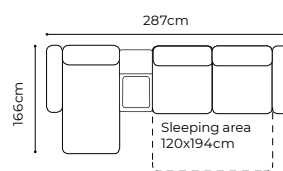
1D75(1)SL-2(140)FFR



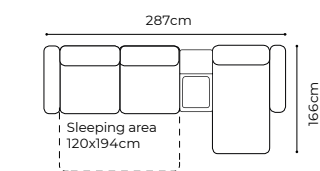
2(140)FFL-1D75(1)SR



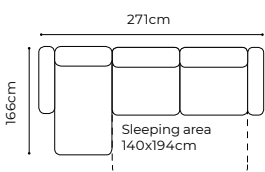
1D75(1)SL-BAR(2)ŚC-2(140)FFR



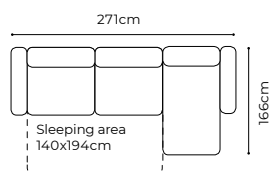
2(140)FFL-BAR(2)ŚC-1D75(1)SR



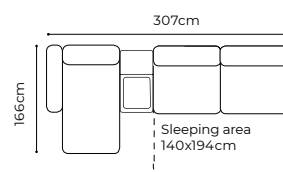
1D75(1)SL-2(160)FFR



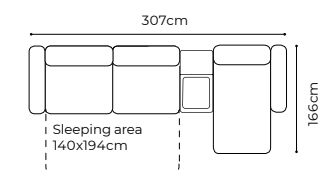
2(160)FFL-1D75(1)SR



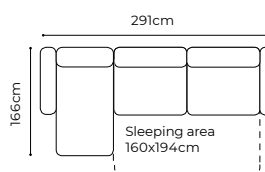
1D75(1)SL-BAR(2)ŚC-2(160)FFR



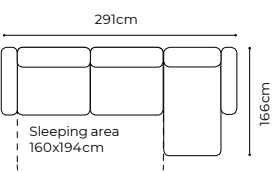
2(160)FFL-BAR(2)ŚC-1D75(1)SR



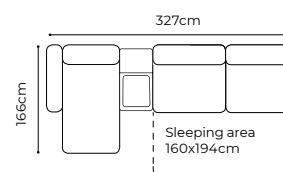
1D75(1)SL-2(180)FFR



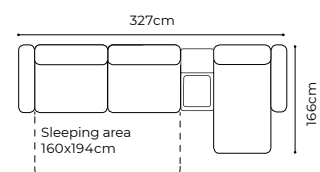
2(180)FFL-1D75(1)SR



1D75(1)SL-BAR(2)ŚC-2(180)FFR



2(180)FFL-BAR(2)ŚC-1D75(1)SR



EMA II



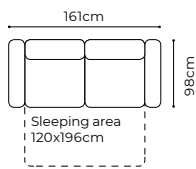
The height of the furniture: **88 cm**
 The height of the seat: **49 cm**
 The height of the seat (1): **46 cm**
 The depth of the seat: **56 cm**
 The depth of the seat (1): **52 cm**
 The height of the legs: **8 cm**
 The thickness of the mattress: **12 cm (+/- 1 cm)**
 The width of the side: **11 cm**



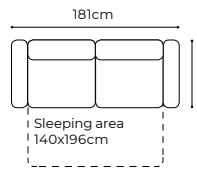
2.5FF, fabric Endo 7709

dimensions

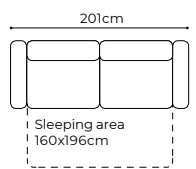
2(140)FF



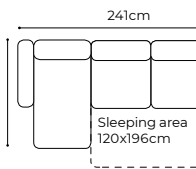
2(160)FF



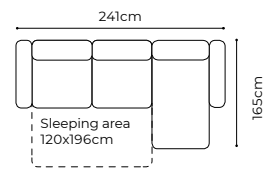
2(180)FF



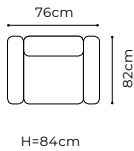
1D(1)SL-2(140)FFR



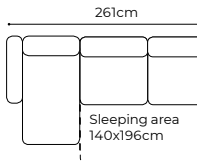
2(140)FFL-1D(1)SR



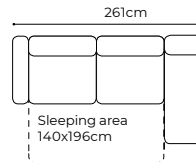
1



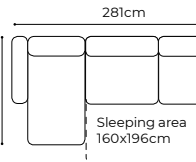
1D(1)SL-2(160)FFR



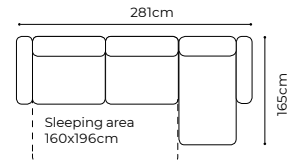
2(160)FFL-1D(1)SR



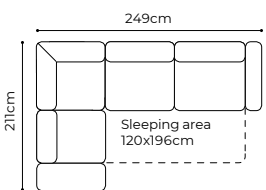
1D(1)SL-2(180)FFR



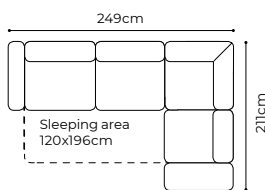
2(180)FFL-1D(1)SR



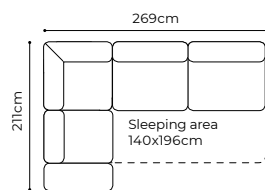
KE(60)SL-EN(2)L-2(140)FFR



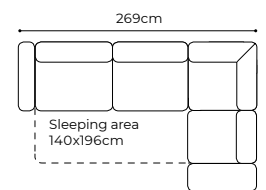
2(140)FFL-EN(2)R-KE(60)SR



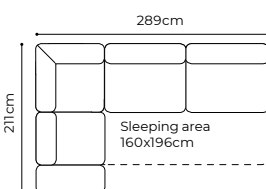
KE(60)SL-EN(2)L-2(160)FFR



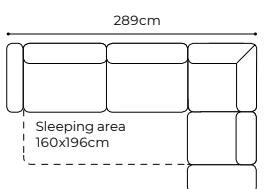
2(160)FFL-EN(2)R-KE(60)SR



KE(60)SL-EN(2)L-2(180)FFR



2(180)FFL-EN(2)R-KE(60)SR



ZAG



ZAG 1



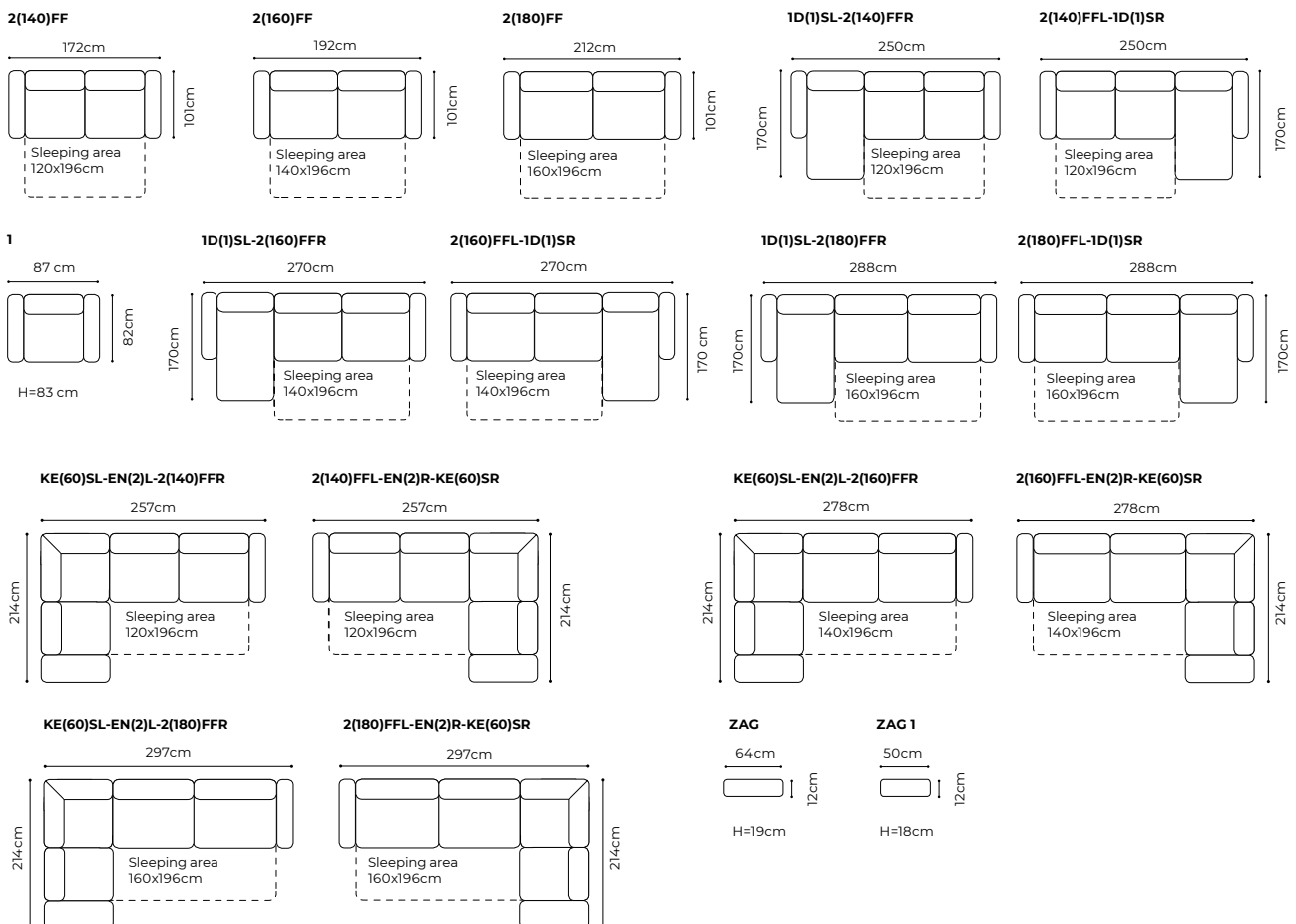
OLBIA II

The height of the furniture: **88 cm**
 The height of the seat: **49 cm**
 The height of the seat (1): **45 cm**
 The depth of the seat: **58 cm**
 The depth of the seat (1): **53 cm**
 The height of the legs: **8 cm**
 The height of the legs (1): **5 cm**
 The thickness of the mattress: **12 cm (+/- 1 cm)**
 The width of the side: **17 cm**



2(160)FF, fabric Napoli 16

dimensions



SORA II

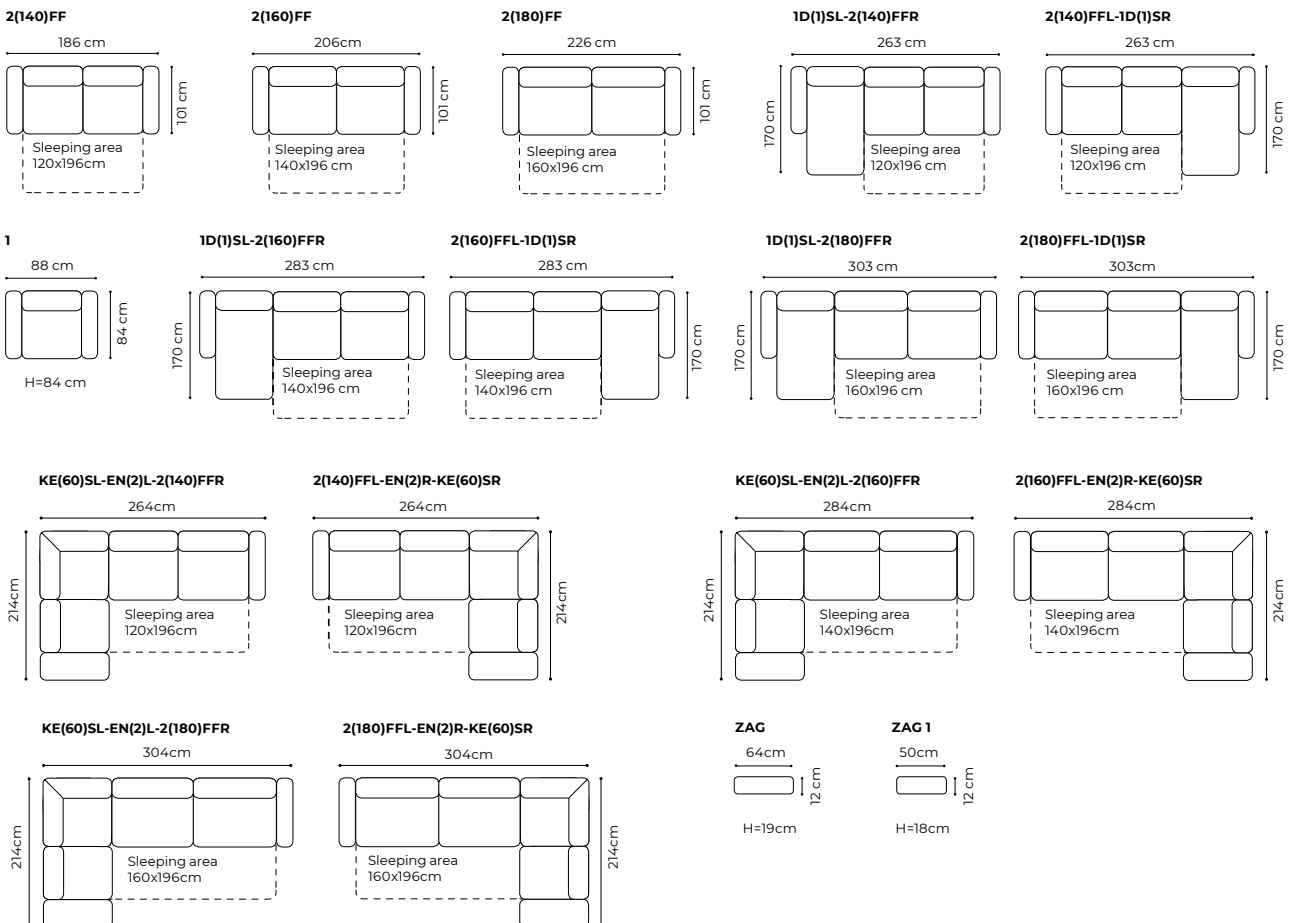


The height of the furniture:	88 cm
The height of the seat:	49 cm
The height of the seat (1):	46 cm
The depth of the seat:	58 cm
The depth of the seat (1):	52 cm
The height of the legs:	8 cm
The height of the legs (1):	5 cm
The thickness of the mattress:	12 cm (+/- 1 cm)
The width of the side (1):	18 cm
The width of the side:	24 cm



2(180)FF, leather G-2T10

dimensions



NOLA II

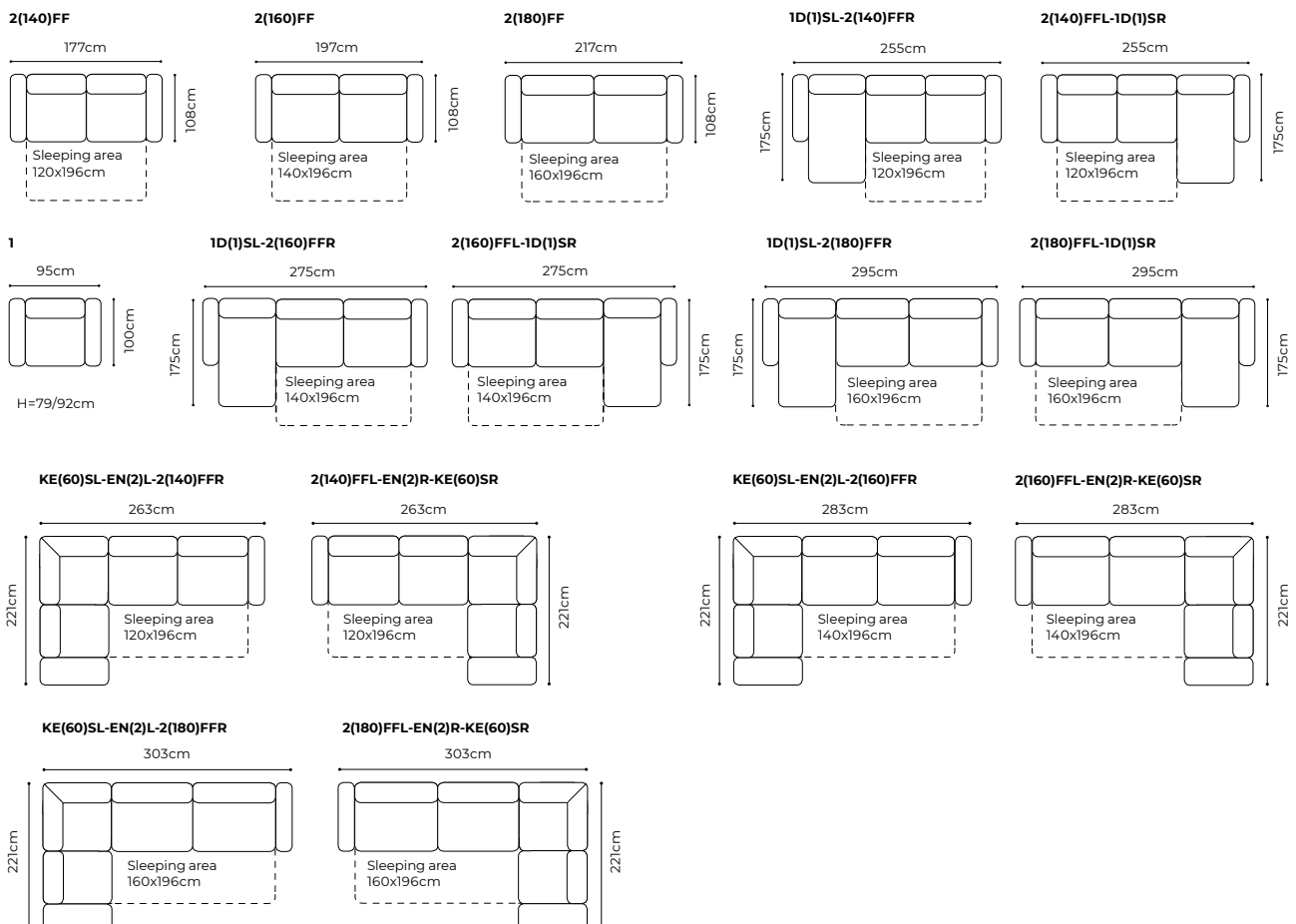


The height of the furniture: **78 cm** (with the headrest folded)
97 cm (with the headrest unfolded)
 The height of the seat: **49 cm**
 The height of the seat (1): **46 cm**
 The depth of the seat: **62 cm**
 The depth of the seat (1): **56 cm**
 The height of the legs: **8 cm**
 The height of the legs (1): **5 cm**
 The thickness of the mattress: **12 cm (+/- 1 cm)**
 The width of the side: **21 cm**



2(150)FF and 1, fabric Imperial 30

dimensions







97 | **NOLA**

Sleeping function - DL PLUS



FOR EVERYDAY USE AS A BED



How to unfold it?

Pull out the seat base towards you, then turn around and lower the 'back' of the furniture. The function is permanently fitted with backrest cushions so you do not have to remove them before unfolding the furniture.

The sleeping area is composed of the seat base and the lowered 'back' of the furniture.

GAJA

The height of the furniture: **79 cm**
 The height of the seat: **47 cm**
 The depth of the seat: **62 cm**
 The height of the legs: **5 cm**



3(200)DL, fabric Riviera 61, legs wenge



Sleeping function DL PLUS



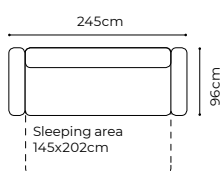
Bedding container



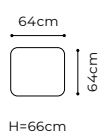
Optional headrest

dimensions

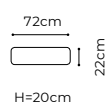
3(200)DL



TD



ZAG



PAXI

The height of the furniture: 79 cm
 The height of the seat: 47 cm
 The depth of the seat: 60 cm
 The height of the legs: 5 cm
 The width of the side: 19 cm



3(200)DL, fabric Monolith 77, legs wenge



Sleeping function DL PLUS



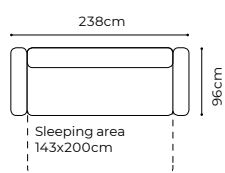
Bedding container



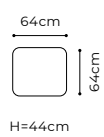
Optional headrest

dimensions

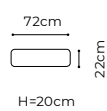
3(200)DL



TD



ZAG



SAXO



The height of the furniture:	72 cm (without headrest) 92 cm (with the headrest folded) 106 cm (with the headrest unfolded)
The height of the seat:	48 cm
The depth of the seat:	61 cm
The height of the legs:	10 cm
The width of the side:	17 cm



3(200)DL, fabric Massimo 408, legs oak wax effect



Sleeping function DL PLUS



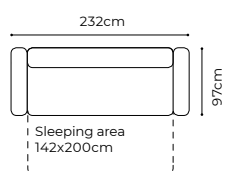
Bedding container



Optional, movable headrest

dimensions

3(200)DL



Sleeping function - C.S.T. (Comfort Sleeping Technology)

FOR EVERYDAY USE AS A BED



How to unfold it?

Unfold it as you would a traditional sofa bed, that is, lift the seat base until you hear the characteristic click sound and then lower it.

The sleeping area is composed of the seat base and the backrest of the furniture in which the same filling has been used. It guarantees even comfort of sleep.

FIORD



The height of the furniture:	87 cm
The height of the seat:	49 cm
The depth of the seat (1):	50 cm
The depth of the seat (3F):	59 cm
The height of the legs (1):	20 cm
The height of the legs (3F+TBS):	15 cm
The width of the side (1):	14 cm
The width of the side (3F):	16 cm




3F, 1 and TBS, leather G-190, legs oak with wax effect



Sleeping function C.S.T

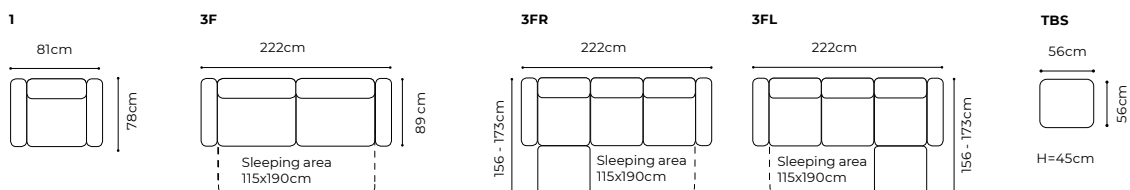


Bedding container



A pouffe with a box

dimensions



NAPPA / BODO



The height of the seat **49 cm**
 The depth of the seat (1): **50 cm**
 The depth of the seat (3F): **59 cm**
 The height of the furniture: **87 cm**
 The height of the legs (3F): **15 cm**
 The height of the legs (1): **20 cm**
 The width of the side (1): **14 cm**
 The width of the side (3F): **16 cm**



NAPPA 1 and 3F, fabric Endo 7713, 2x PODNE Kronos 04, legs oak nature



Sleeping function C.S.T



Sleeping function C.S.T

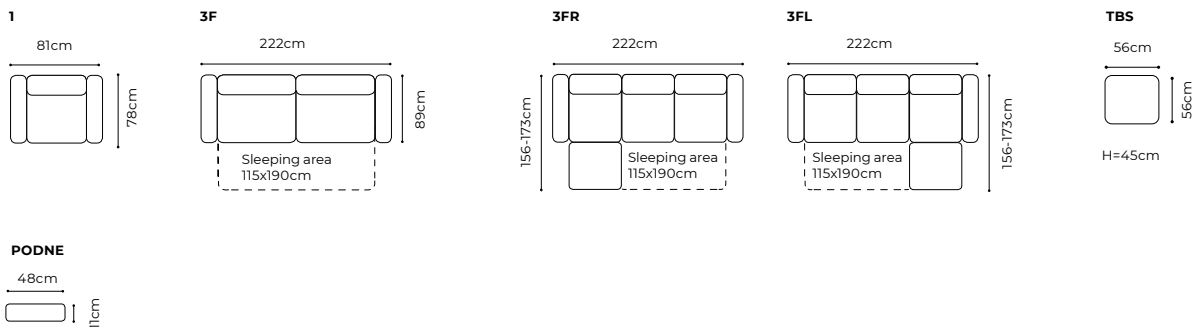


BODO 3FR, fabric Massimo 401, legs beech



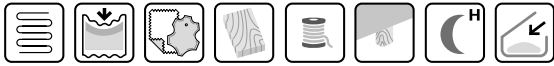
Bedding container

dimensions



NOVA

The height of the furniture: **87 cm**
 The height of the seat: **49 cm**
 The depth of the seat (3F): **59 cm**
 The depth of the seat (1): **50 cm**
 The height of the legs (3F): **15 cm**
 The height of the legs (1): **20 cm**
 The width of the side (3F): **17 cm**
 The width of the side (1): **14 cm**




1 and 3F+2xPODNE, fabric Riviera 38, oak with wax effect



Sleeping function C.S.T

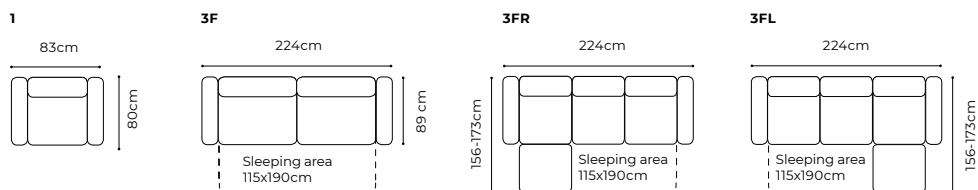


Bedding container



1

dimensions



OLAF

The height of the furniture: **87 cm**
 The height of the seat: **49 cm**
 The depth of the seat(1): **50 cm**
 The depth of the seat(3F): **59 cm**
 The height of the legs: **15 cm**
 The width of the side: **10 cm**



1 and 3F, fabric ENDO 7712, wood colour - oak natural



Sleeping function C.S.T

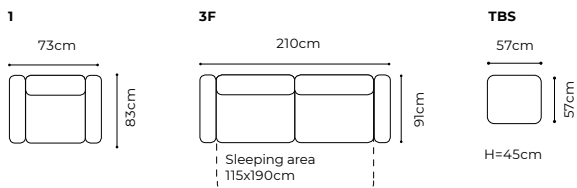


Bedding container



1

dimensions



www.GalaCollezione.com




p. | **JANA**
93

1, fabric Aurora 2488

Sleeping function - DELFIN/ LEOPARD/ TROLLEY

FOR OCCASIONAL USE AS A BED



How to unfold it?

DELFIN (type A)

Pull out the box on castors from underneath the furniture and slightly pull up the foam mattress holding the handle. By doing so, you will level the mattress section with the seat base.

The sleeping area is composed of the seat base with the retractable mattress section hidden inside the furniture.



LEOPARD (type B)

Slightly pull out the front of the furniture and then pull it towards you at the same time lifting the whole seat base. The mattress section will raise automatically. Push down the seat base to even out the sleeping surface and push it towards the backrest of the furniture to reduce the gap between the mattress section and the backrest.

The sleeping area is composed of the seat base with the mattress section hidden inside the furniture.



TROLLEY (type C)

Pull out the box on castors from underneath the furniture towards you and turn around the seat base to even out the sleeping surface.

The sleeping area is composed of the seat base with the retractable mattress section hidden inside the furniture.

ARLES / EDEN



The height of the furniture: **80 cm** (with the headrest folded)
94 cm (with the headrest unfolded)
 The thickness of the cushion: **12 cm**
 The height of the seat: **45 cm**
 The depth of the seat: **57 cm**
 The height of the legs: **2,8 cm**
 The width of the side: **14 cm**



Arles 2.5QFL-1D(2)SR +2xPODU, leather G-220



Sleeping function Delfin



Bedding container

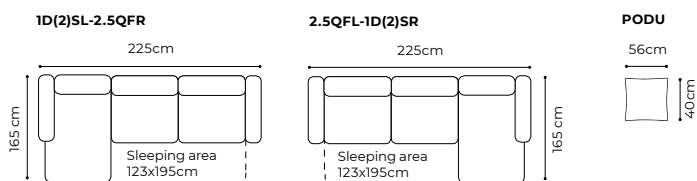


Eden 2.5QFL-1D(2)SR +2xPODU, leather G-220



Movable headrest

dimensions



ELIO / MALMO

The height of the furniture: **84 cm**
 The height of the seat: **45 cm**
 The depth of the seat: **58 cm**
 The height of the legs: **10 cm**
 The width of the side: **11 cm**



ELIO 1D(1)SL-2.5QFR, leather G-105, legs beech



Sleeping function Delfin



Bedding container

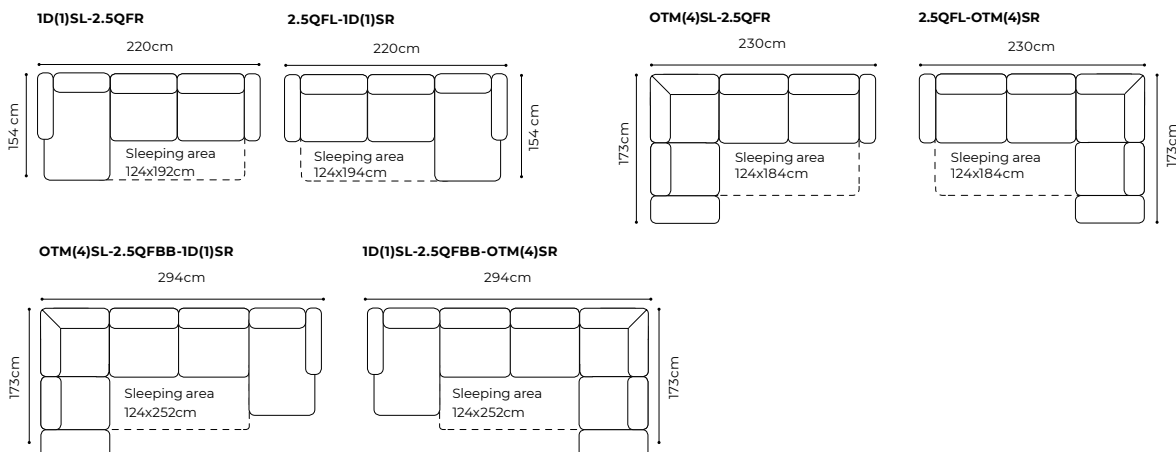


MALMO 2.5QFL-1D(1)SR, leather G-220, legs beech



Bedding container

dimensions



HAPPY

The height of the furniture: **82 cm** (with the headrest folded)
98 cm (with the headrest unfolded)
 The height of the seat: **45 cm**
 The depth of the seat: **56 cm**
 The height of the legs: **8 cm**
 The width of the side: **35 cm**



2.5QFL-OTM(4)SR, fabric Fancy 97, optional cushion - fabric Magu Jet 198



Sleeping function Delfin

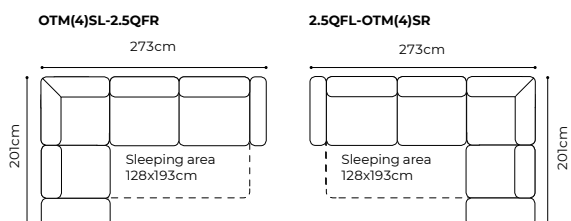


Bedding container



Movable armrest

dimensions



MALPENSA

The height of the furniture: **81 cm** (with the headrest folded)
95 cm (with the headrest unfolded)
 The height of the seat: **45 cm**
 The depth of the seat: **56 cm**
 The height of the legs: **4,5 cm**
 The width of the side: **37 cm**



OTMSL-2.5QFR, leather G-220, legs wenge



Sleeping function Delfin

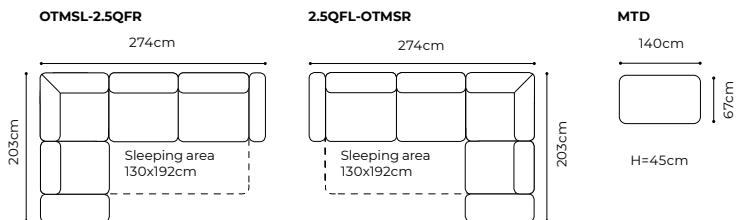


Bedding container



Movable armrest

dimensions



LOTOS



The height of the furniture: **79 cm** (with the headrest folded)
92 cm (with the headrest unfolded)
 The height of the seat: **44 cm**
 The depth of the seat: **58 cm**
 The depth of the seat (1): **56 cm**
 The height of the legs: **2,8 cm**
 The width of the side: **24 cm**
 The width of the side (1): **20 cm**



2.5QFL-ID(5)SR, leather G-220



Sleeping function Delfin

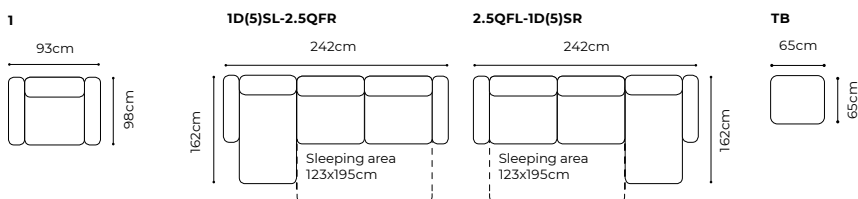


Bedding container



Movable headrest

dimensions



SALERNO

The height of the furniture: **81 cm** (with the headrest folded)
95 cm (with the headrest unfolded)
 The height of the seat: **44 cm**
 The depth of the seat: **56 cm**
 The height of the legs: **4.5 cm**
 The width of the side: **37 cm**



2.5QFL-OTMSR, leather G-220, legs wenge



Sleeping function Delfin

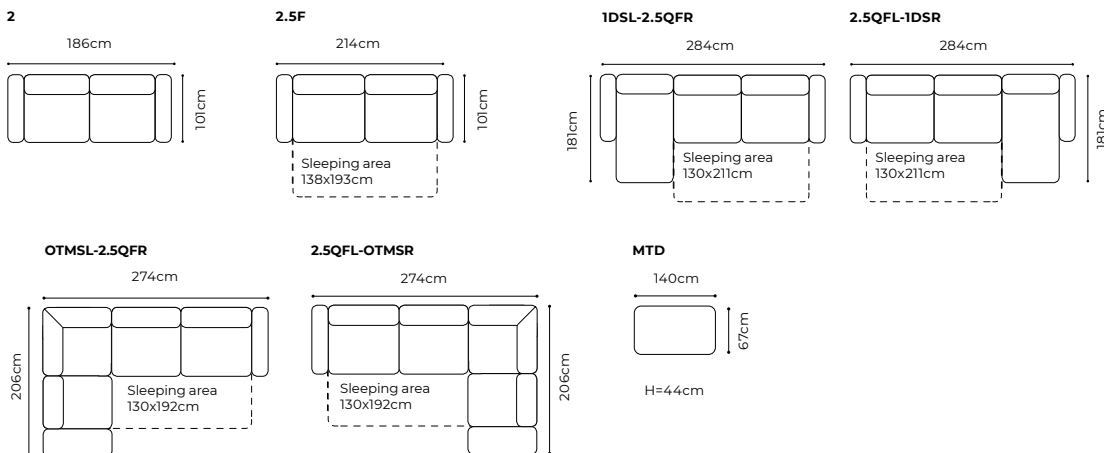


Bedding container



Movable armrest

dimensions



MEMO

The height of the furniture: **82 cm** (with the headrest folded)
94 cm (with the headrest unfolded)
 The height of the seat: **47 cm**
 The depth of the seat: **59 cm**
 The height of the legs: **10 cm**
 The width of the side: **27 cm**



2(140)QFL-OTM(4)SR, fabric Massimo 413, legs and frame oak with wax effect



Sleeping function Delfin

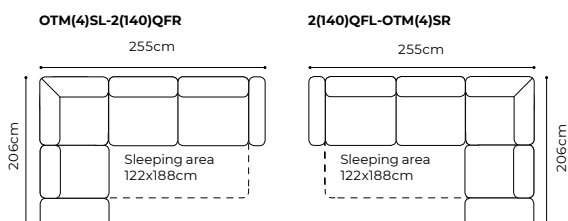


Bedding container



Movable headrest

dimensions



SISTO

The height of the furniture: **81 cm** (with the headrest folded)
97 cm (with the headrest unfolded)
 The height of the seat: **47 cm**
 The depth of the seat: **57 cm**
 The height of the legs: **12 cm**
 The width of the side: **19 cm**



2.5QFL-OTM(11)SR, leather G-180, optional cushion - fabric Celeste, legs wenge



Sleeping function Delfin

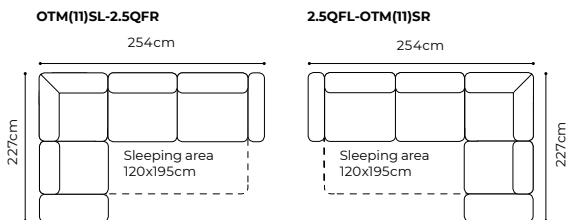


Bedding container



Movable headrest

dimensions



ONLY

The height of the furniture: **96 cm** (without headrest)
112 cm (with optional headrest)
 The height of the seat: **47 cm**
 The depth of the seat: **55 cm**
 The height of the legs: **10 cm**
 The width of the side: **17 cm**



2(140)QFL-OTM(4)SR, fabric Salvador 15



Sleeping function Delfin

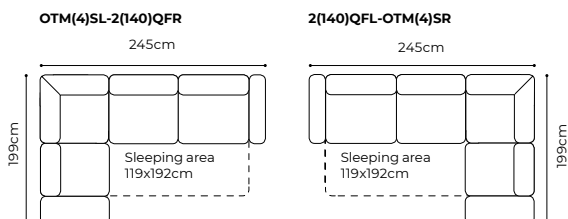


Bedding container



Optional headrest

dimensions



LIDO

The height of the furniture: **91 cm** (without headrest)
101 cm (with optional headrest)
 The height of the seat: **47 cm**
 The depth of the seat: **52 cm**
 The height of the legs: **4,5 cm**
 The width of the side: **38 cm**



OTML-3FR, leather G-100

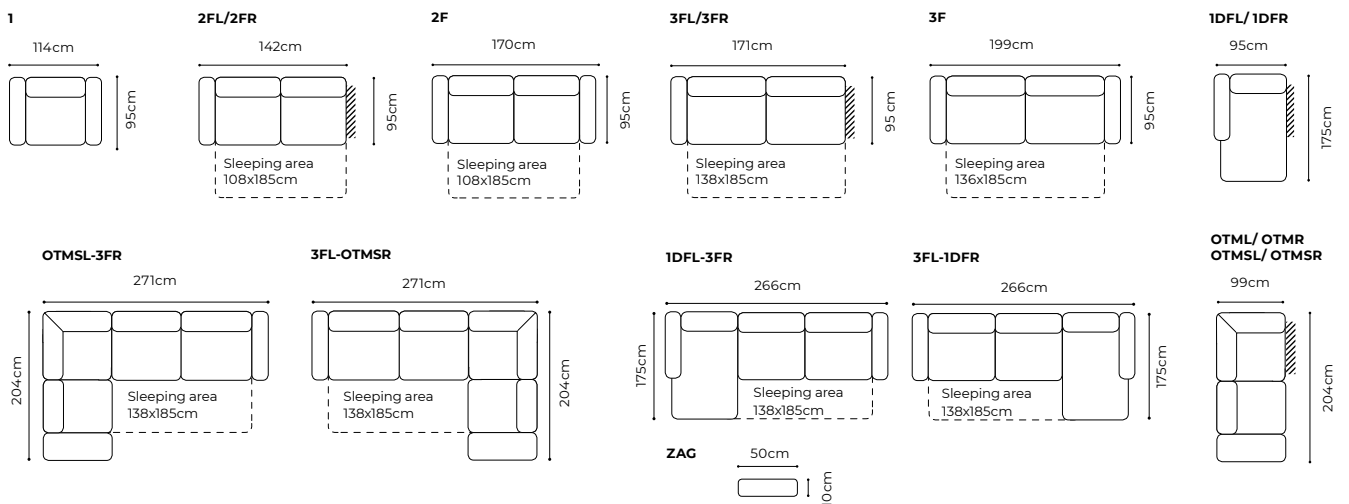


Sleeping function Trolley



Bedding container

dimensions



MODO

The height of the furniture: **79 cm**
 The height of the seat: **46 cm**
 The depth of the seat: **63 cm**
 The height of the legs: **5 cm**
 The width of the side: **25 cm**



3F, fabric Nordic 115



Sleeping function Leopard (sofa)

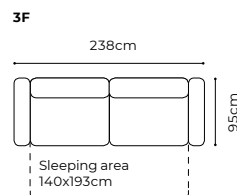
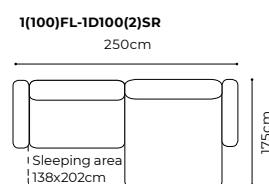
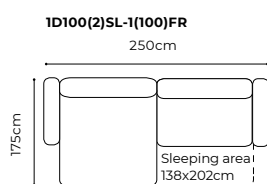


Sleeping function Leopard (corner sofa)



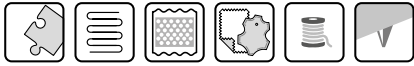
Bedding container

dimensions



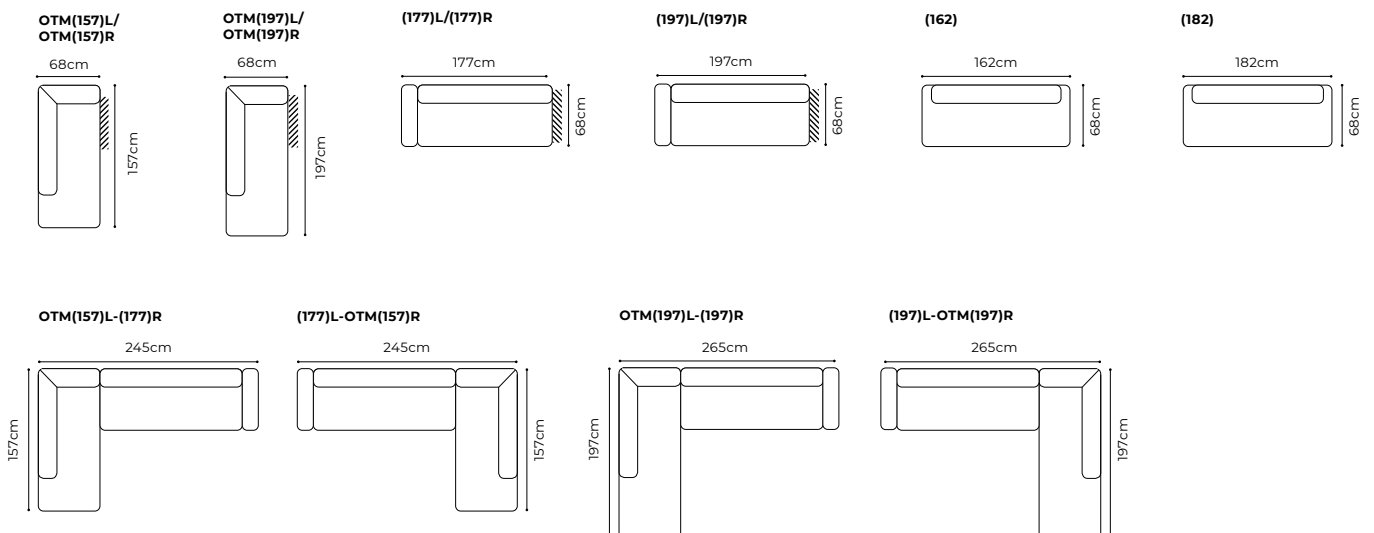
AFFOGATO

The height of the furniture: **82 cm**
 The height of the seat: **48 cm**
 The depth of the seat: **46 cm**
 The height of the legs: **32,5 cm**



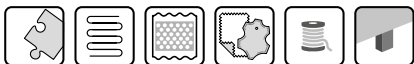
(177)L-OTM(157)R, fabric Soft II

dimensions



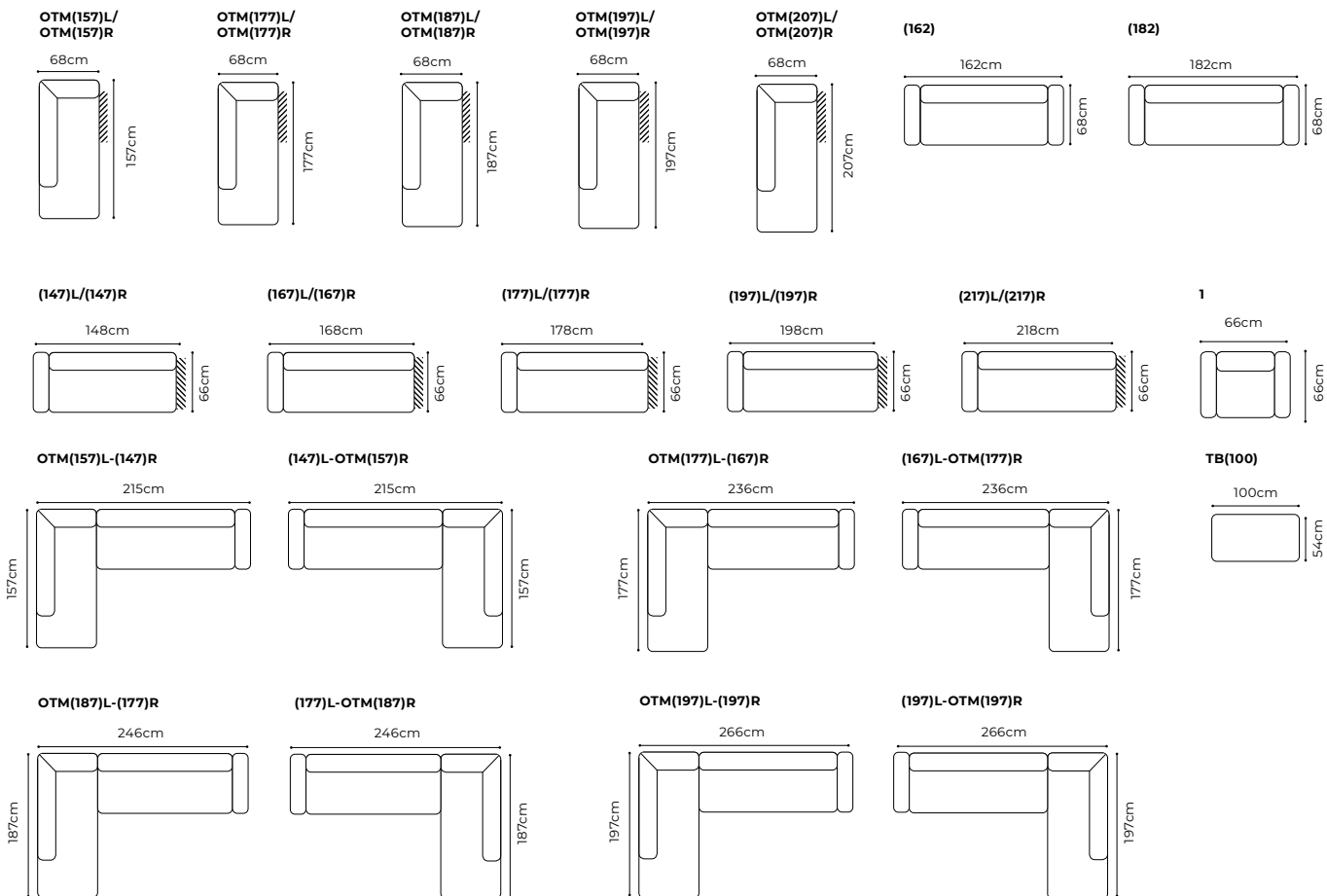
BARISTA

The height of the furniture: **82 cm**
 The height of the seat: **49 cm**
 The depth of the seat: **47 cm**
 The width of the side: **7 cm**
 The height of the legs: **2,5 cm**



SET: OTM(197)L-(197)R, TB(100), leather G-3885

dimensions



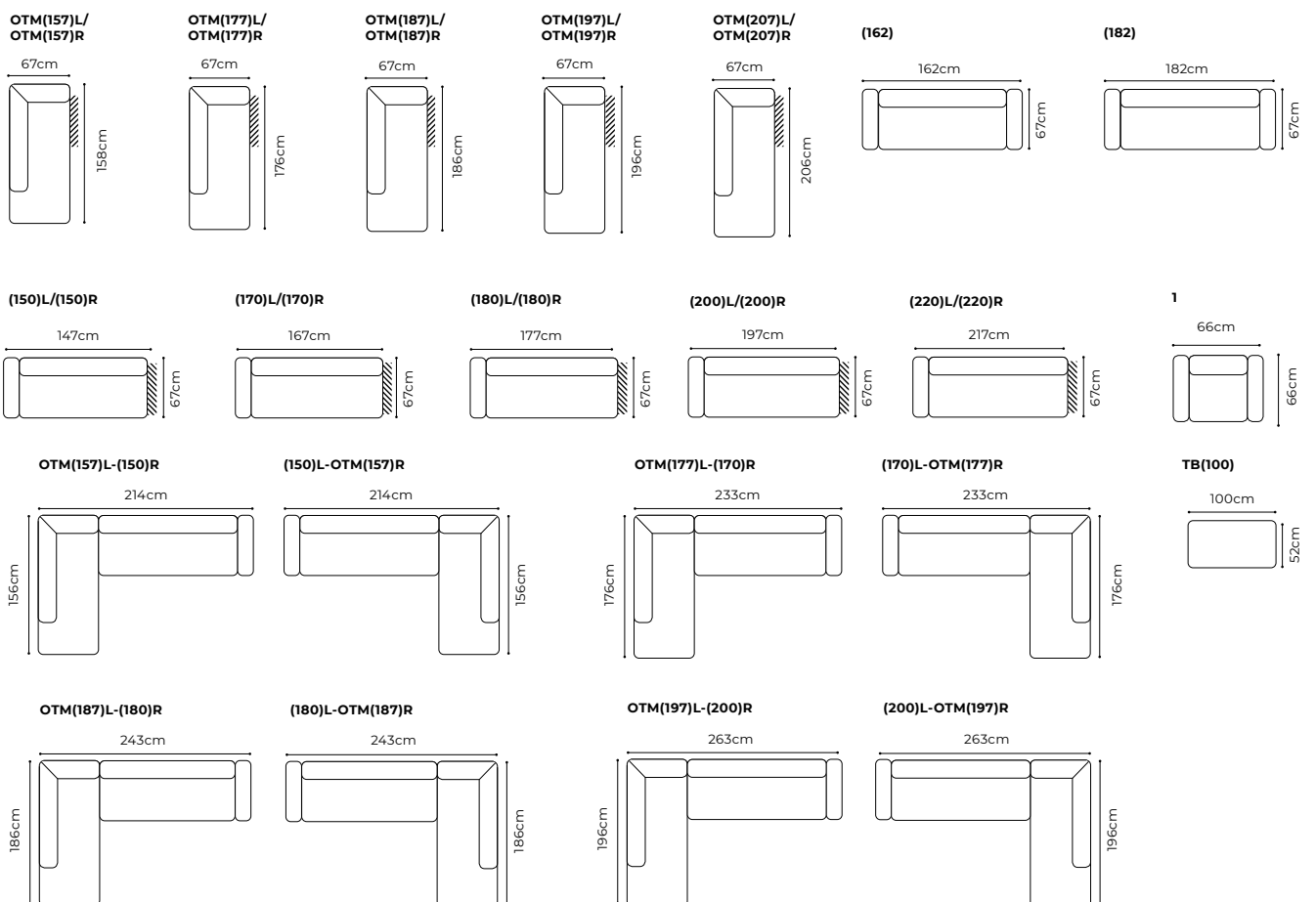
CORTADO

The height of the furniture: **89 cm**
 The height of the seat: **51 cm**
 The depth of the seat: **46 cm**
 The width of the side (1): **12 cm**
 The width of the side: **16 cm**
 (other elements):
 The height of the legs: **2,5 cm**



SET: 1, leather G-2740; OTM(157)L-(170)R, leather G-2740 / G-2110

dimensions



INTENSO

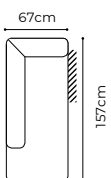
The height of the furniture: **91 cm**
 The height of the seat: **50 cm**
 The depth of the seat: **46 cm**
 The height of the legs: **10 cm**



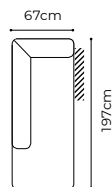
(197)L-OTM(157)R, fabric Porto 24

dimensions

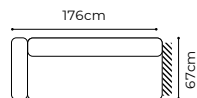
OTM(157)L/
OTM(157)R



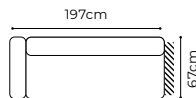
OTM(197)L/
OTM(197)R



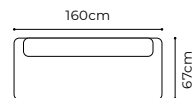
(177)L/(177)R



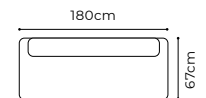
(197)L/(197)R



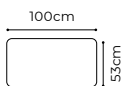
(162)



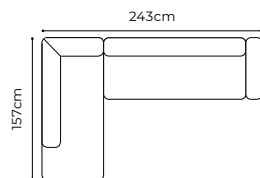
(182)



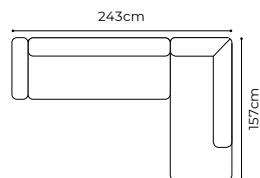
TB(100)



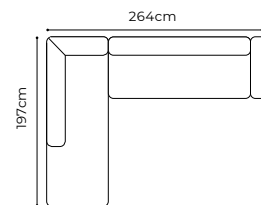
OTM(157)L-(177)R



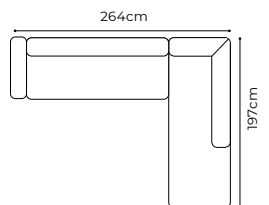
(177)L-OTM(157)R



OTM(197)L-(197)R




(197)L-OTM(197)R





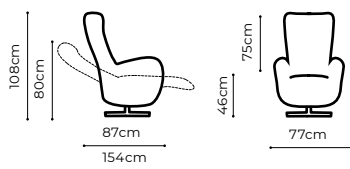
**Your
Relax
Space**



ARMCHAIRS

SMART
MODERN
CLASSIC
ENJOY

AROSA

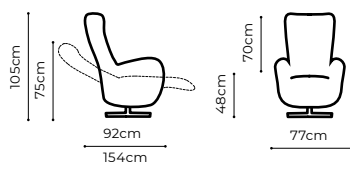


The depth of the seat: **55 cm**
 The width of the side: **13 cm**



leather color withdrawn from the offer

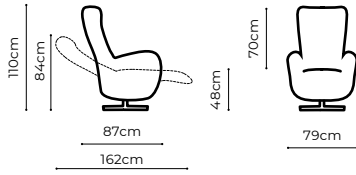
BERN



The depth of the seat: **55 cm**
 The width of the side: **11 cm**



RES

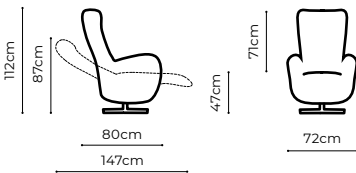


The depth of the seat: **55 cm**
 The width of the seat: **53 cm**
 The width of the side: **11 cm**



leather: color withdrawn from the offer

INARI

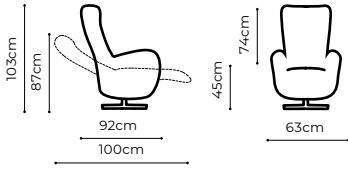


The depth of the seat: **48 cm**
 The width of the side: **12 cm**



leather : color withdrawn from the offer

KOMO



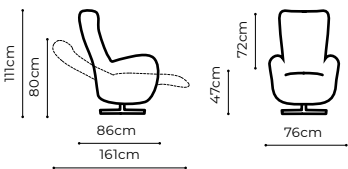
The depth of the seat: **50 cm**

Selection of base type:



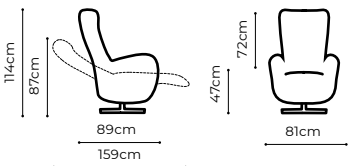
leather G-3785

BRISBANE M



The depth of the seat: **58 cm**
The width of the seat: **50 cm**

BRISBANE L



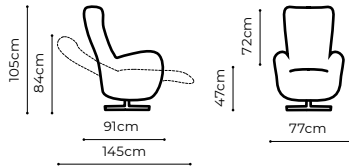
The depth of the seat: **58 cm**
The width of the seat: **50 cm**

Selection of base type:



leather G-3785

TOM

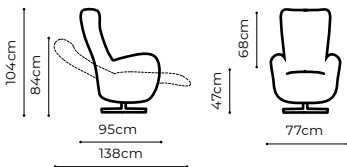


The depth of the seat: **56 cm**
 The width of the side: **13 cm**



leather G-180

PIKO

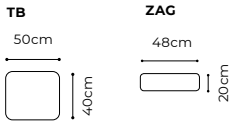
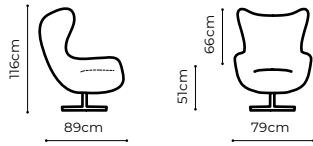


The depth of the seat: **57 cm**
 The width of the side: **13 cm**



fabric Daytona 76

NEO



The depth of the seat: **55 cm**
The height of the legs: **30 cm**

Selection of base type:

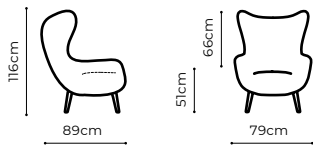


Optional headrest



fabric Sofia 07

NEO II



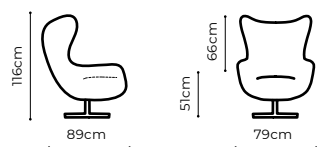
The depth of the seat: **55 cm**
The height of the legs: **30 cm**

Optional headrest



fabric Napoli 12

ZING



The depth of the seat: **55 cm**
The height of the legs: **30 cm**

Selection of base type:

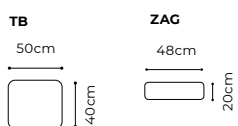
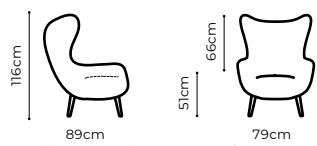


Optional headrest



fabric Nordic 116, Nordic 120

ZING II



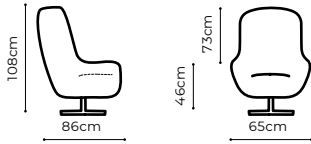
The depth of the seat: **55 cm**
The height of the legs: **30 cm**

Optional headrest



leather Massif Graphite, fabric Sofia 15 with optional headrest

DOT

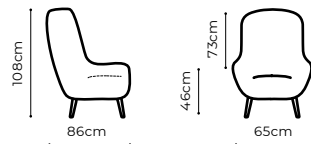


Selection of base type:



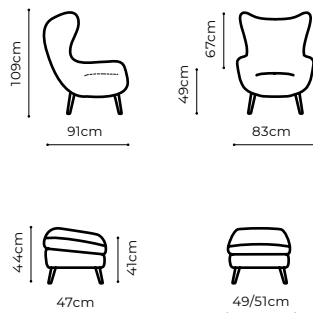
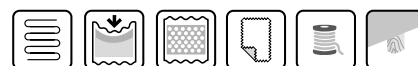
fabric Prestige 2765 and Prestige 2769

DOT II



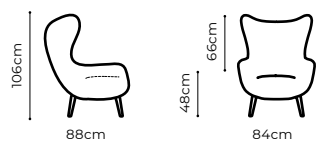
fabric Crown 15, legs natural oak

FIDO



fabric Monolith 61, legs Oak Bianco

PRESTO



The depth of the seat: **49 cm**

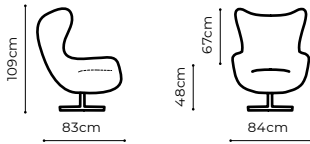


Selection of base type:



fabric Crown Velvet 2

FLO



The depth of the seat: **52 cm**
 The height of the legs: **30 cm**



fabric Determination 30

Selection of base type:



FLO III

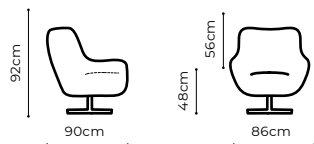


The depth of the seat: **52 cm**
 The height of the legs: **28 cm**



fabric Angola 02

BOSS



The depth of the seat: **51 cm**

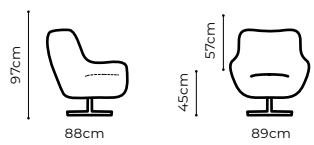


Selection of base type:



leather: color withdrawn from the offer

DIM



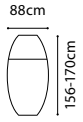
The depth of the seat: **54 cm**

Selection of base type:



fabric Sofia 08, leather color withdrawn from the offer

ORIO

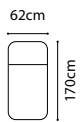


The height of the seat: **42 cm**
 The height of the furniture: **88 cm (unfolded)**
103 cm (folded)



leather G-3150

BIBBI



The height of the seat: **44 cm**
 The height of the furniture: **80 cm**



leather G-3350



CHAISE LONGUE L +ZAG, fabric Bolshoi 33, frame oak rustic

CHAIRS



XII

depth: 60 cm
width: 52 cm
height: 92 cm



XIV

depth: 63 cm
width: 66 cm
height: 79 cm



MADELINE

depth: 68 cm
width: 63 cm
height: 80 cm



XVI

depth: 62 cm
width: 61 cm
height: 91 cm



ASTRID 1(b)

depth: 56 cm
width: 54 cm
height: 89 cm



POUFFES



TRX

depth: 68 cm
width: 122 cm
height: 46-97 cm



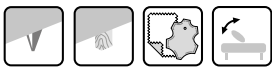
TM/TD

depth TM: 50 cm
depth TD: 60 cm
width TM: 50 cm
width TD: 60 cm
height TM/TD: 40 cm



DOMINO

depth: 46 cm
width: 46 cm
height: 45 cm



AXEL TRX

depth: 75 cm
width: 145 cm
height: 49 cm



TBS(40)

depth: 56 cm
width: 56 cm
height: 45 cm



ROLLO

height: 45 cm
diameter: 45 cm



Leather and fabric

Gala Collezione furniture is offered in a **wide color palette**, made of **highest quality natural leather** and **high class fabrics**. Select the upholstery material which matches your needs and your home decor best in terms of texture and color.

The natural leather used to produce the Gala Collezione living room furniture is sourced from the best, proven tanneries. Each skin is carefully selected and cut by experienced cutters. You can be sure that the furniture you'll pick for your living room will have top-tier upholstery. Furniture leather is available in several dozen different hues - use the pattern books available in furniture salons to select the color that suits you most. This upholstery type will give your furniture a timeless character, stressing its unique design.

The Gala Collezione offer includes **textiles** with different properties and textures, including braiding, velvet, knitwear, flocked fabrics and chenille. These textiles differ from one another not only in terms of appearance, but also in terms of their technical parameters. All textiles are selected to guarantee the highest quality and long-term, problem-free use of the furniture item, and their color palette is so wide that every individual taste will be satisfied.

Remember that textile thickness does not always mean higher durability. Selecting the textile for your furniture, pay attention to its parameters, such as the presence of various fabric finishes which hinder the absorption of liquids, finishes which make water-based cleaning easier, resistance to tearing or stretching, snag-resistant structure, which makes it perfect even for households with animals.



MADRAS leather

Type: closed face leather, with madras-type embossing

Characteristics:

- The face (top layer) has been embossed with a distinct fine regular pattern, which makes the natural characteristics of the leather less noticeable on its surface compared to smooth leather.
- It is coloured and protected with an impregnating varnish which increases resistance to abrasion and helps protect it from the effects of everyday use.
- It is one-tone leather, i.e. of uniform colour.

PEGASO leather

Type: thick face leather, bovine, closed, with pegaso embossing

Characteristics:

- The face (top layer) has been embossed before the surface finish (prestampato), so that natural features such as bites, minor scars, veins or stretch marks are less visible on the surface.
- The increased thickness has a positive impact on the usability and quality and reduces susceptibility to creasing.
- It is coloured and protected with an impregnating varnish, which increases resistance to abrasion and external factors.
- It is one-tone leather, i.e. of uniform colour or two-tone (colour is uneven, shaded).

FEDERICA leather

Type: bovine closed face leather, with federica embossing

Characteristics:

- The face (top layer) is gently embossed, making the pattern visible on the leather surface close to natural. As a result, small natural features such as scars, veins and a varied structure can be seen on the surface, which emphasises the natural origin of the raw material.
- The leather has a smooth and soft grip - it is soft and elastic, making it less susceptible to wrinkling during use.
- It is coloured in one-tone (uniform) or two-tone (the colour is uneven, shaded), two tonnes of the same colour from the same palette), protected with an impregnating varnish which increases resistance to abrasion and external factors, and is finished with a silicone-based impregnate.

MASSIF leather

Type: closed face leather, semianiline

Characteristics:

- The face (top layer) is embossed very gently so that its natural structure is preserved and small natural features such as scars or veins are visible on the surface.
- It is slightly processed in the finishing process to maintain its high degree of naturalness and to achieve a smooth and soft grip. Minor amounts of pigments and finishing agents are used - on the one hand, this allows to maintain the natural pattern on the surface and, on the other hand, to increase resistance to wear and tear and external factors.
- Due to the very delicate finishing process, the leather is pleasant and warm to the touch.
- This is one-tone leather, i.e. of uniform colour.

GRANADA leather

Type: closed face leather, semianiline, from exotic cows.

Characteristics:

- The face (top layer) is embossed very gently so that its natural structure is preserved and small natural features such as scars or veins are visible on the surface.
- It is slightly processed in the finishing process to maintain its high degree of naturalness and to achieve a smooth and soft grip. Minor amounts of pigments and finishing agents are used - on the one hand, this allows to maintain the natural pattern on the surface and, on the other hand, to increase resistance to wear and tear and external factors.
- Due to the very delicate finishing process, the leather is pleasant and warm to the touch.
- It is a two-tone leather, i.e. with an uneven, shaded colour.

2D creator

www.DesignYourSofa.online



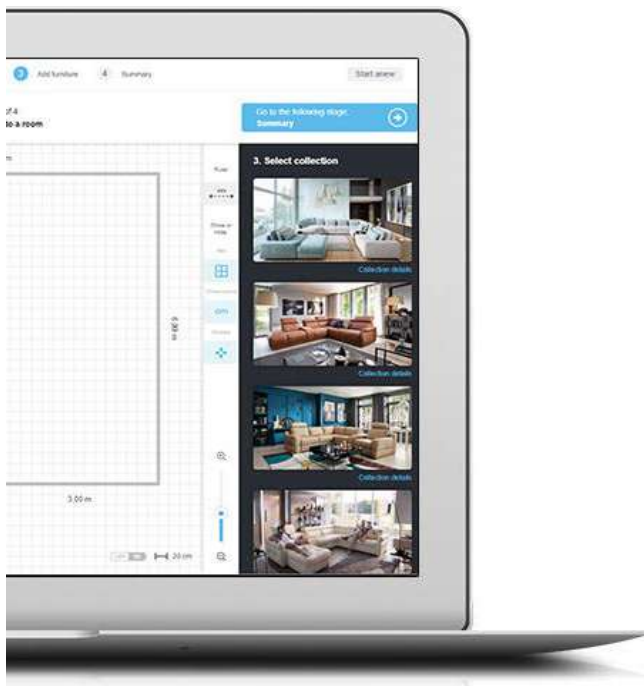
If you want to configure a corner settee or sofa from one of selected modular systems on your own, use the 2D creator of Gala Collezione available at the address: www.DesignYourSofa.online.

A computer with access to the Internet and any web browser are enough. You do not have to know anything about designing or programming. The creator is very friendly and intuitive. It has been designed to guide you step by step through the process of configuring the furniture. In each stage, you can benefit from any kind of hints and explanations thanks to which you will precisely know what you should do at a particular moment and what effect you will get.

Designing stages in 2D creator

Step 1 - prepare dimensions of a room where you want to place the sofa

You start designing from drawing the shape of the room and placing obstructions situated in it. The obstructions are elements of equipment such as cabinet furniture, flower pots, potential pillars supporting ceiling, doors, partition walls and other.



Why is it important?

- thanks to this, you will know whether the designed sofa will fit into the room and whether it will be possible to maintain free passageway and easy access to windows, balcony, table in the dining part etc.,
- by determining dimensions of the room, you define the scale according to which the furniture will be designed - thanks to this, the system will choose the size of concrete block on its own so that it will be consistent with the dimensions

Step 2 - choose the modular system which you like

At any time, you can read the description of a collection selected by you and get to know the functions which you can place in the designed furniture. If you have chosen the modular system, you can start configuring the sofa. From a list of available blocks, you select those you are interested in. The creator will prompt you on a current basis what blocks can be combined with each other to be able to easily benefit from these functions (e.g. unfolding the sleeping function or relaxing function).

Step 3 - print the summary and buy the furniture

After completion of designing, you can print the summary containing the drawing of the configured sofa and specification of selected blocks. Take them with you to the furniture store where you want to buy the furniture. A seller will be able to accept your order at once, and you will focus entirely on selection of the colour and type of upholstery.

For Interior Designers



If you're a professional or amateur designer or interior designer, visit our DESIGNER ZONE at www.GalaCollezione.com, where you'll find all the materials and useful tools you'll need in your everyday work and to prepare unique and attractive interior designs for your clients.

The DESIGNER ZONE is an extensive, systematically updated section containing, among others:

- CAD libraries containing 3D models for the latest Gala Colezione furniture collections; the libraries were prepared in four most popular formats: DWG, OBJ, MAX and 3DS, packed into conveniently downloaded packets,
- libraries of colors and textures of natural leather, the most popular textiles and wood tints used in furniture legs, countertops and other wooden elements,

- electronic versions of current furniture catalogs offered by the Gala Collezione Furniture Factory.

All materials are available free of charge and without the need to log in. Simply download them at any time onto your computer, selecting the format of your choice. The materials are grouped in several separate tabs for your convenience.

[Download 3D models](#)



Smart solutions

Buying a sofa bed or a corner sofa bed, pay attention to the type of mechanism the furniture is equipped with. Depending on your needs, you can choose a sofa or a corner sofa:

- with a bed for everyday use – in this case, the sleeping area is composed of a full-size mattress or a part of the furniture with the same filling/construction (e.g. a backrest and a seat base);
- with a bed for occasional use – in this case, the sleeping area is composed of a seat base together with a retractable mattress section hidden inside the furniture during the day.

For everyday use as a bed, we recommend the following functions:



type G – DL



type H – C.S.T. (Comfort Sleeping Technology)



type L – Italian Frame Mono



type K – Italian Frame PLUS



type N – DL PLUS

For occasional use as a bed, we recommend the following functions:



type A – Delfin [Dolphin]



type C – Wózek [Trolley]



type J – G.S.T. (Gala Sleeping Technology)



type B – Leopard



type D – Sedalift



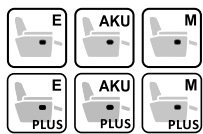
type M – Sleeping Set



type P – Puma

Regardless of the selected bed functionality, we recommend using a top mattress (surface mattress) to protect the upholstery against wear and deformation and minimise potential gaps or unevenness of the surface.

Other functions:



Relaxation function

This function allows you to adjust the tilt angle of the back- and footrest, so that you can rest comfortably in any position, from sitting upright to semi-reclined. The relaxation function can be controlled manually (relying on the user's own strength) or by means of electrical sensors, discreetly placed between the seat and the side of the furniture item. The electric relaxation function can be powered by a battery or an electric mains socket.



Headrests

Thanks to the gradual adjustment of their tilt angle, our headrests provide comfortable support for your neck when reading, watching TV or relaxing. Optionally, the mobile headrests can be moved to any other place.



Liquor cabinet
























































With cubbyholes opened from the top, drawers sliding out from the front, wooden countertop, which you can use as a coffee table, with countertop upholstered with leather or fabric, triangular or rectangular, with cup holders – there are many types of liquor cabinets which offer plenty of opportunities.



Movable seat

Electrically operated movable seat guarantees the possibility of increasing its depth. The slide-out seat can be successfully used for resting in a sitting and a semi-reclined position.

Explanation of pictograms

 sleeping function type A (DELFIN)	 modular system	 electrically unfolded relaxation function – the armchair is supplied from a battery – no need to have a mains socket	 decorative wood elements (shelves, countertops)
 sleeping function type B (LEOPARD)	 a bedding container	 manually unfolded function RELAX PLUS	 decorative glass elements
 sleeping function type C (TROLLEY)	 movable seat, controlled by electrical sensors	 electrically unfolded function RELAX PLUS - the armchair has to be connected with a cable to an electric mains socket	 top elastic filling
 sleeping function type D (SEDALIFT)	 movable backrests	 electrically unfolded function RELAX PLUS - the armchair is supplied from a battery - no need to have a mains socket	 high resilience foam
 sleeping function type E (BELGIAN)	 movable backrest with Automatic Return System	 required distance from the wall	 polyurethane foam
 sleeping function type G (DL)	 movable headrests with adjustable tilt angle which form an integral part of the furniture	 EASY TO MOVE - the function facilitating moving the furniture thanks to retractable castors	 silicone filling in the backrest and / or headrest
 sleeping function type H (C.S.T.)	 movable headrests with Automatic Return System	 DUO function - possibility to turn the stool into an armchair by elevating the seat	 wave springs
 sleeping function type J (G.S.T.)	 optional removable headrests that can be installed on any backrest	 LIFT function - the function facilitating standing up from the armchair	 bonell springs
 sleeping function type K (ITALIAN FRAME PLUS)	 movable armrests with adjustable tilt angle	 swivel armchair	 wooden legs (possible selection of wood colour)
 sleeping function type L (ITALIAN FRAME MONO)	 movable armrests with Safe Mechanism system	 rocking chair	 chrome legs
 sleeping function type M (SLEEPING SET)	 liquor cabinet with a box	 selection of upholstery types (leather or fabric)	 metal legs
 sleeping function type N (DL PLUS)	 backrest / corner elements with loose cushions	 selection of fabric colour	 plastic legs
 sleeping function type P (PUMA)	 manually unfolded relaxation function	 possible combination of at least two colours (leather with leather, leather with fabric or fabric with fabric)	 wheels
	 electrically unfolded relaxation function – the armchair has to be connected with a cable to an electric mains socket	 selection of thread colour	 platform legs

Notices:

Actual size of furniture may differ from the size declared in the Manufacturer's commercial offer. The permissible deviation of dimensions from the declared ones is:

- +/- 2 cm if the declared dimension (width, depth or height of the furniture in ready-to-use configuration) is less than or equal to 150 cm,
- +/- 2,5 cm if the declared dimension (width, depth or height of the furniture in ready-to-use configuration) is greater than 150 cm,

- Relax upholstery do not fulfill a function of sleeping beds, due to the abovementioned the sleeping function in most of the models should be used rather occasionally.
- The audio panel has been withdrawn from the offer. Although it occurs on selected photos, further sale is no more available.

The offer shall not be any offer in accordance with the regulations of the Civil Code. The colors of upholstery can differ from the presented versions on the photographs. The producer reserves the right to make structural amendments in offered upholstery without changing its general character.

Кожи и ткани

Мебель Gala Collezione доступна в широкой цветовой гамме самых высококачественных натуральных кож и тканей. Вы можете выбрать такой обивочный материал, который больше всего подходит для обустройства Вашей гостиной, как в плане фактуры, так и цвета.

Все виды натуральной кожи, используемые в производстве мягкой мебели Gala Collezione, доставлены из лучших, проверенных кожевенных заводов. Каждый отрез кожи выбран и разрезан опытными кройщиками, поэтому Вы можете быть уверены, что мебель для гостиной, которую Вы выбираете, имеет высококачественную обивку. Кожа для мебели доступна в нескольких десятках разных оттенков – на основании образцов, предлагаемых в мебельных салонах вы можете выбрать такой цвет, который Вам больше всего нравится. Этот вид обивки придает мебели элегантность, подчеркивая её дизайн.

„В предложении Gala Collezione есть ткани с различными свойствами и фактурами, в том числе плетеные, вельветовые, трикотажные, флокированные и шенильные. Эти ткани отличаются между собой не только внешним видом, но и техническими параметрами. Все ткани в ассортименте подобраны так, чтобы обеспечить высокое качество и гарантировать длительную, беспроблемную эксплуатацию мебели, а их цветовая гамма настолько широка, что удовлетворит вкусы даже самых требовательных клиентов.

Помните, что не всегда чем толще ткань, тем она долговечнее. Подбирая ткань для мебели, обратите внимание на разные параметры, такие как, например, наличие апретур, ухудшающих впитывание жидкости, апретур, облегчающих лёгкую очистку водой, устойчивость к истиранию (которую определяет тест Мартиндейла), прочность ткани на пилинг и скатывание, прочность окраски, прочность на разрыв или растяжение, наличие структуры, предотвращающей затягивание нитей, благодаря чему обивка подходит также для людей, имеющих домашних животных.



КОЖА MADRAS

Вид: кожа лицевая, закрытая, с формовкой типа madras.

Характеристика:

- Лицо (верхний слой) с формовкой в виде мелкого узора, что делает природные черты кожи менее заметными на её поверхности по сравнению с гладкими сортами кожи.
- Окрашена и защищена лаком для пропитки, повышающим стойкость к истиранию и помогающим хранить кожу от последствий ежедневной эксплуатации.
- Это одноцветная кожа

КОЖА PEGASO

Вид: толстая лицевая, закрытая, бычья кожа с формовкой типа pegaso.

Характеристика:

- Лицо (верхний слой) с формовкой узора, сделанной перед верхней отделкой (prestampato), благодаря чему природные черты кожи, такие как, например, укусы, мелкие рубцы, сухожилия и растяжки менее заметны.
- Повышенная толщина положительно влияет на эксплуатационные характеристики и повышает стойкость к появлению складок
- Окрашена краской и защищена лаком для пропитки, повышающим стойкость к истиранию и помогающим хранить кожу от последствий ежедневной эксплуатации.
- Это одноцветная кожа или двухцветная (цвет неоднородный, оттененный)

КОЖА FEDERICA

Вид: кожа лицевая, закрытая, бычья с формовкой типа federica.

Характеристика:

- Лицо (верхний слой) с легкой формовкой, благодаря чему узор видный на поверхности кожи близок натуральному. В связи с этим можно на ней увидеть лёгкие натуральные признаки, такие как, например, жилки, дифференцированную текстуру, что подчёркивает природное происхождение сырьевого материала.
- Кожа мягкая и эластичная, благодаря чему она менее подвержена появлению морщин и складок во время эксплуатации.
- Окрашена одноцветной краской или двухцветной (цвет неоднородный, оттененный, два тона того же цвета) и защищена лаком для пропитки, повышающим стойкость к истиранию и помогающим хранить кожу от последствий ежедневной эксплуатации и влияния внешних факторов, Кожа также после поверхностной отделки – покрытая лаком на основании силикона.

КОЖА MASSIF

Вид: кожа лицевая, закрытая, полуаналиновая.

Характеристика:

- Лицо (верхний слой) с очень легкой формовкой, благодаря чему её фактура сохранена и на её поверхности отлично видны мелкие натуральные черты, такие как, например рубцы и жилки.
- Во время отделки этот вид кожи подвергается небольшой обработке, что позволяет сохранить как можно больший уровень натуральности, а также получить гладкость и эластичность. Используются небольшие количества красок и отделочных материалов - с одной стороны это позволяет на сохранение натурального узора на поверхности кожи, а с другой стороны, повышает уровень охраны кожи от последствий ежедневной эксплуатации и внешних факторов.
- Благодаря очень легкой отделке кожа приятная на ощупь.
- Это одноцветная кожа.

КОЖА GRANADA

Вид: кожа лицевая, закрытая, полуаналиновая из экзотических коров.

Характеристика:

- Лицо (верхний слой) с очень легкой формовкой, благодаря чему её фактура сохранена и на её поверхности отлично видны мелкие натуральные черты, такие как, например рубцы и жилки.
- Во время отделки этот вид кожи подвергается небольшой обработке, что позволяет сохранить как можно больший уровень натуральности, а также получить гладкость и эластичность. Используются небольшие количества красок и отделочных материалов - с одной стороны это позволяет на сохранение натурального узора на поверхности кожи, а с другой стороны, повышает уровень охраны кожи от последствий ежедневной эксплуатации и внешних факторов.
- Благодаря очень легкой отделке кожа приятная на ощупь.
- Это двухцветная кожа – неоднородный, оттененный цвет.

2D creator

www.DesignYourSofa.online



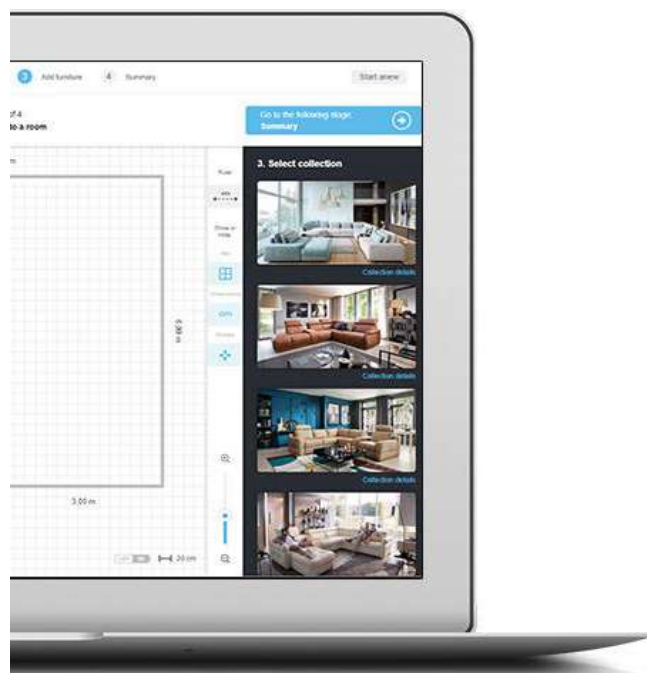
Если вы хотите самостоятельно сконфигурировать мягкий уголок или софу, пользуясь одной из выбранных модульных систем, воспользуйтесь помощью программного приложения 2D Gala Collezione, доступной по адресу www.DesignYourSofa.online.

Достаточно компьютера с выходом в интернет и любого веб-браузера. Вам не нужно обладать какими-либо знаниями, связанными с дизайном или программированием. Программа очень простая и интуитивно-понятная. Разработана так, чтобы шаг за шагом провести Вас через процесс конфигурации мебели. На каждом из этапов, Вы можете пользоваться различного рода подсказками и объяснениями, благодаря которым, будете точно знать, что в данный момент нужно сделать и какой эффект можно получить.

ЭТАПЫ ПРОЕКТИРОВАНИЯ В 2D

Шаг 1 – подготовьте размеры помещения, в которое вы хотите поставить мягкую мебель.

Проектирование начните с формы комнаты и расположения препятствий, в ней находящихся. Препятствия - это элементы оснащения, такие как корпусная мебель, цветочные горшки, колонны, поддерживающие потолок, если имеются, двери, перегородки и многое другое.



Почему это важно?

- благодаря этому, вы будете знать, поместится ли созданный вами мягкий уголок или софа в помещении и возможно ли будет свободное прохождение и беспрепятственный доступ к окнам, балкону, столу в столовой и т. д.,
- определяя размеры помещения, Вы определяете масштаб, в котором будет проектироваться предмет мебели – благодаря этому система сама выберет размер конкретного твердого тела (мебельного элемента) таким образом, чтобы оно соответствовало размерам помещения.

Шаг 2 – выберите модульную систему, которая Вам нравится

В любой момент Вы можете прочитать описание выбранной Вами коллекции и ознакомиться с функциями, которые можно применить в этом предмете мебели. После выбора модульной системы – Вы можете приступить к конфигурированию мягкой мебели. Из списка доступных элементов Вы выбираете те, которые Вас интересуют. Программа в текущем режиме будет вам подсказывать, какие элементы можно соединять друг с другом, чтобы можно было без проблем пользоваться их функциями (например, функцией сна или функцией релаксации).

Шаг 3 – распечатайте свой проект и купите мебель

После завершения проектирования можно распечатать рисунок сконфигурированной мягкой мебели и перечень элементов из которых она состоит. Возьмите их с собой в мебельный салон, в котором Вы собираетесь приобретать мебель. Продавец сможет сразу же принять Ваш заказ, а Вы сосредоточитесь исключительно на выборе цвета и вида обивки.

Для дизайнеров интерьера



Если вы профессионально занимаетесь проектированием и дизайном интерьера, добро пожаловать в ЗОНУ ДИЗАЙНЕРА на нашем сайте www.GalaCollezione.com. Здесь вы найдете набор материалов и полезных инструментов, которые помогут вам в повседневной работе и подготовке уникальных и привлекательных проектов интерьера для ваших клиентов.

ЗОНА ДИЗАЙНЕРА - это обширный, постоянно обновляемый раздел, содержащий, в частности:

- библиотеки CAD, содержащие фигуры 3D для новых коллекций мебели марки Gala Collezione; библиотеки были подготовлены в четырёх самых популярных форматах: DWG, OBJ, MAX и 3DS и упакованы в удобные для загрузки файлы,
- библиотеки цветов и фактур натуральной кожи, самых популярных тканей, а также оттенков древесины, из которой изготовлены ножки, столешницы и другие деревянные элементы,

- электронные версии актуальных каталогов мебели, предлагаемых Фабрикой мебели Gala Collezione.

Все материалы доступны бесплатно и без регистрации. Вы можете скачать их в любой момент на свой компьютер, выбрав формат, который наиболее Вам подходит. Сгруппированы в нескольких отдельных закладках, чтобы было легче найти необходимые материалы.

Скачать файлы 3D



Интеллектуальные решения

Покупая диван или угловой диван со спальным местом, обратите внимание на тип механизма, которым оборудована мебель. В зависимости от Ваших потребностей, Вы можете выбрать диван или угловой диван:

- с функцией сна, предназначенной для повседневного сна - в их случае поверхность для сна состоит из полноразмерного матраса или частей мебели с таким же наполнением / структурой (например, спинка и сиденье)
- с функцией сна, предназначенной для перриодического сна - в их случае поверхность для сна образована сиденьем с кроватью, спрятанной внутри мебели в течение дня.

Для повседневного сна мы рекомендуем следующие функции:



тип G или DL



тип H, т.е. C.S.T. (Comfort Sleeping Technology)



тип L, то есть, итальянский механизм MONO



тип K, то есть, итальянский механизм PLUS



тип N, то есть DL PLUS

Для периодического сна мы рекомендуем следующие функции:



тип A, что означает «Дельфин»



тип C, т.е. тележка



тип J, т.е. G.S.T. (Gala Sleeping Technology)



тип B или Леопард



тип D или Sedalift



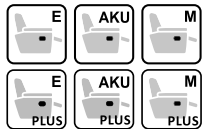
тип M или Sleeping Set



типа P или Puma

Независимо от выбранного типа функции сна, мы рекомендуем использовать топпер (верхний матрас), который защищает обивку от истирания и сдавливания и устраняет любые зазоры или неровности спального места.

Другие функции



ФУНКЦИЯ РЕЛАКСАЦИИ

Это возможность регулировки угла наклона спинки и подножки, благодаря которой Вы можете легко отдохнуть в любом положении, от положения сидя до полулёжа. Функция релаксации может запускаться вручную (собственной мышечной силой) или с помощью электрических датчиков, спрятанных между сидением и боковиной предмета мебели. Электрическая функция релаксации может осуществляться путём подачи питания от аккумулятора или подачи тока от гнезда электропитания.



ПОДГОЛОВНИКИ

Подвижные подголовники, благодаря постепенной регулировке угла их наклона, обеспечивают комфортную поддержку шеи во время чтения, просмотра телевизора и отдыха. Как вариант - подголовники можно переложить на любую спинку.



БАР



































С отделениями, открываемыми вверх, с ящиком, выдвигающимся вперёд, с деревянной столешницей, которую Вы можете использовать в качестве столика, со столешницей с кожаной или тканевой обивкой, треугольные, прямоугольные, с отделениями для стаканов - в наличии имеется широкий ассортимент баров, предлагающих множество возможностей.



ПОДВИЖНОЕ СИДЕНИЕ

Подвижное сидение с электрическим механизмом управления - это гарантия возможности повышения его глубины. После выдвижения вы можете с успехом использовать сидение как поверхность для сна для одного человека. Также Вы можете использовать его для пассивного отдыха в положении лёжа.

Объяснение пиктограмм

 A Функция сна - Тип А или ДЕЛЬФИН	 Модульная система	 AKU Электрический механизм раскладывания мебели (функция „релакс“) - мебель с аккумуляторным питанием, без необходимости подключения к розетке	 Декоративные деревянные элементы (полки, столешницы)
 B Функция сна - Тип В или ЛЕОПАРД	 Ящик для постельных принадлежностей	 M PLUS Ручной механизм раскладывания мебели (функция „релакс ПЛЮС“)	 Декоративные стеклянные элементы
 C Функция сна - Тип С или Тележка	 V Подвижное сиденье, управляемое с помощью кнопок управления	 E PLUS Электрический механизм раскладывания мебели (функция „релакс ПЛЮС“) - необходимо подключить мебель с помощью кабеля к электрической розетке	 TE Наполнитель TOP ELASTIC
 D Функция сна - Тип D или СЕДАЛИФТ	 Подвижная спинка	 AKU PLUS Электрический механизм раскладывания мебели (функция „релакс ПЛЮС“) - мебель с аккумуляторным питанием, без необходимости подключения к розетке	 Высокоэластичная пена
 E Функция сна - Тип E (бельгийский стеллаж)	 SAR Подвижная спинка с системой CAR (Система автоматического регулирования)	 5cm Минимальное расстояние от стены мебели с функцией „релакс“	 Пенополиуретан
 G Функция сна - Тип G (DL)	 Подвижные подголовники, являющиеся неотъемлемой частью мебели, со ступенчатой регулировкой наклона	 ETM функция, облегчающая перемещение мебели благодаря выдвигаемым транспортным колескам	 Силиконовый вкладыш
 H Функция сна - Тип H (C.S.T.)	 SAR Подвижные подголовники с системой CAR (Система автоматического регулирования)	 возможность изменить табурет в кресло за счет подъема сиденья	 Волнистые пружины
 J Функция сна - Тип J (Gala Sleeping Technology)	 Дополнительные, съемные подголовники, с возможностью установки на любой спинке мебели	 функция, которая облегчает подниматься с кресла	 Пружинный блок боннель
 K тип K, то есть, итальянский механизм PLUS	 Подвижные подлокотники	 Вращающееся кресло	 Ножки деревянные (возможность выбора цвета древесины)
 L Функция сна - Тип L (итальянский механизм MONO)	 SM Подвижные подлокотники с системой SM (Механизм защиты)	 кресло-качалка	 Хромированные ножки
 M тип M или Sleeping Set	 BAR Мини-бар	 Возможность выбора типа обивки (ткань или кожа)	 Металлические ножки
 N тип N, то есть DL PLUS	 Спинка со свободными подушками	 Возможность выбора цвета ткани	 Пластиковые ножки
 P типа P или Puma	 M Ручной механизм раскладывания мебели (функция „релакс“)	 Возможность сочетания не менее чем двух цветов (кожи с кожей, кожи с тканью, ткани с тканью)	 Колеса
	 E Электрический механизм раскладывания мебели (функция „релакс“) - необходимо подключить мебель к электрической розетке с помощью кабеля	 Возможность выбора цвета нити	 Ноги - платформы

Примечания:

Фактический размер мебели может отличаться от размеров, указанных в коммерческом предложении Производителя. Допустимое отклонение от указанного размера составляет:

- +/- 2 см, если указанный параметр (ширина, глубина или высота мебели в конфигурации, готовой к эксплуатации) меньше или равен 150 см,
- +/- 2,5 см, если указанный параметр (ширина, глубина или высота мебели в конфигурации, готовой к эксплуатации) больше 150 см,

- Мебель Gala Collezione - это, прежде всего, мебель для отдыха, поэтому желательно, чтобы функция сна использовалась только время от времени.
- Аудиопанель изъята из ассортимента. Несмотря на то, что она изображена на некоторых фотографиях, она больше не доступна в продаже.

Информация, содержащаяся в каталоге, не является юридически обязательной и не является предложением в понимании Гражданского кодекса. Продукты и их цвета, представленные в каталоге, могут отличаться от реальных продуктов и цветов. Производитель оставляет за собой право вносить конструктивные изменения в предлагаемые модели, не изменяя их общего характера.

Cuirs et tissus

Les meubles Gala Collezione sont disponibles dans une très large gamme de couleurs, et dans les cuirs et tissus de la plus haute qualité. C'est pourquoi vous pouvez choisir le matériau de revêtement pour votre salon, avec la structure et les couleurs les plus appropriées en fonction de vos besoins et la conception de votre salon.

Tous les cuirs naturels utilisés dans la production de meubles de salon de Gala Collezione viennent des meilleures tanneries. Chaque peau est sélectionnée et coupée par les découpeurs expérimentés et vous pouvez avoir la certitude que les meubles que vous choisirez pour le salon auront le tissu de la meilleure qualité. Les cuirs pour les meubles sont disponibles dans des dizaines de nuances - sur la base des échantillons disponibles dans les salons de meubles vous pouvez choisir la couleur qui vous plaira le plus. Ce genre de revêtement d'ameublement confère à vos meubles une élégance hors du temps en soulignant leur design.

Dans l'offre de Gala Collezione il y a des tissus de différentes propriétés et textures, notamment des tissus tissés, velvets, tricots, fibres textiles floquées et chenilles. Ces tissus se différencient entre eux non seulement par leur aspect mais aussi par leurs paramètres techniques. Tous les tissus de notre offre sont assortis pour garantir un usage prolongé et facile du meuble. Leur gamme de coloris est très étendue et qu'elle peut satisfaire les clients les plus exigeants.

N'oubliez pas que l'épaisseur du tissu ne signifie pas toujours sa plus grande durabilité. En choisissant le tissu pour votre meuble faites attention aux différents paramètres, tels que: la présence de certains enduits qui empêchent l'absorption des liquides, qui facilitent le nettoyage à l'eau, qui confèrent plus de résistance à l'abrasion (définie par le test de Martindale), qui augmentent la résistance au pilling (boulochage) et la résistance au UV, ou qui protègent contre les accrocs et les déformations. Le cuir dont la structure empêche les accrocs est adapté aux personnes ayant des animaux de compagnie.



Cuir MADRAS

Type: cuir pleine fleur et fleur corrigée, à structure ferme, avec un marquage de type madras

Caractéristique:

- La pleine fleur (couche supérieure) a été estampée avec un motif délicat et régulier ce qui fait que sur sa surface les caractéristiques naturelles du cuir sont moins visibles en comparaison avec les cuirs lisses.
- Ce cuir est coloré et protégé par un vernis imperméabilisant qui augmente la résistance à l'abrasion et aide à le protéger des conséquences de l'utilisation quotidienne.
- C'est un cuir d'une seule teinte (uniformité de couleur)

Cuir PEGASO

Type: cuir pleine fleur épaisse d'origine bovine, à structure fermée, avec un marquage de type Pegaso

Caractéristique:

- La pleine fleur (couche supérieure) ou fleur corrigée a été marquée d'un motif fin et régulier, avant la finition définitive de la surface ce qui fait que les caractéristiques naturelles de sa surface comme les morsures, les petites cicatrices, les veines ou les vergetures, sont moins visibles.
- Cette plus grande épaisseur a un effet positif sur les qualités utilitaires et du cuir et diminue la susceptibilité aux froissements.
- Ce cuir est coloré et imprégné d'un vernis imperméabilisant qui augmente la résistance à l'abrasion et protège des conséquences de l'utilisation quotidienne.
- C'est un cuir d'une seule teinte (uniformité de couleur) ou de deux teintes (la couleur n'est pas uniforme mais nuancée).

Cuir FEDERICA

Type: cuir de bovins pleine fleur et fleur corrigée, épaisse, à structure ferme, ce cuir a été marquée d'un motif fin et régulier, federica

Caractéristique:

- La pleine fleur (couche supérieure) et fleur corrigée a été soumise à un marquage délicat ce qui fait que les motifs sur sa surface sont proches aux naturelles. On peut y apercevoir les petites caractéristiques naturelles comme cicatrices, petites veines et une structure diversifiée. Tout cela souligne l'origine naturel de la matière première. Le cuir est lisse et soyeux au toucher – présente une souplesse et élasticité ce qui fait qu'il se froisse moins et n'est pas susceptible aux ondulations au cours de l'utilisation.
- C'est un cuir d'une seule teinte (uniformité de couleur) ou de deux (la couleur n'est pas uniforme mais ombré); ce sont deux nuances de la même couleur et de la même palette. Le cuir est imprégné d'un vernis imperméabilisant qui augmente la résistance à l'abrasion et protège de l'influence des facteurs externes. Le cuir est traité par un procédé de finition qui consiste à l'application du vernis à base de silicone.

Cuir MASSIF

Type: cuir pleine fleur à structure fermée, semi-aniline

Caractéristique:

- La pleine fleur (couche supérieure) est marquée d'une façon délicate ce qui fait que sa structure naturelle est préservée. Sur la surface on y aperçoit les caractéristiques naturelles comme cicatrices ou petites veines.
- Dans le processus de finition ce cuir est traité délicatement pour garder au maximum sont naturel et afin qu'il soit lisse et soyeux au toucher. Utilisation d'une petite quantité de pigments et de substances de finition permet de garder un motif délicat sur la surface du cuir, et augmente aussi la résistance à l'usure et aux facteurs externes. Grâce au processus très délicat de finition le
- Grâce au processus très délicat de finition le cuir est agréable et doux au toucher.
- C'est un cuir d'une seule teinte (uniformité de couleur).

Cuir GRANADA

Type : cuir pleine fleur à structure ferme, semi-aniline, provenant de vaches exotiques.

Caractéristique :

- La pleine fleur (couche supérieure) est marquée d'une façon très délicate ce qui fait que sa structure naturelle est préservée. Sur la surface on y aperçoit les caractéristiques naturelles comme cicatrices ou petites veines.
- Le processus de finition n'est que légèrement mis à contribution pour préserver un aspect très naturel et pour obtenir une texture lisse et douce
- De petites quantités de pigments et d'agents de finition y sont utilisées, ce qui permet, d'une part, de conserver le motif naturel de la surface et, d'autre part, d'augmenter la résistance à l'usure et aux facteurs externes.
- Grâce à un processus de finition très délicat, le cuir est agréable et chaleureux au toucher.
- Il s'agit d'un cuir bicolore, c'est-à-dire dont la couleur est inégale et légèrement nuancée.



Outil de planification

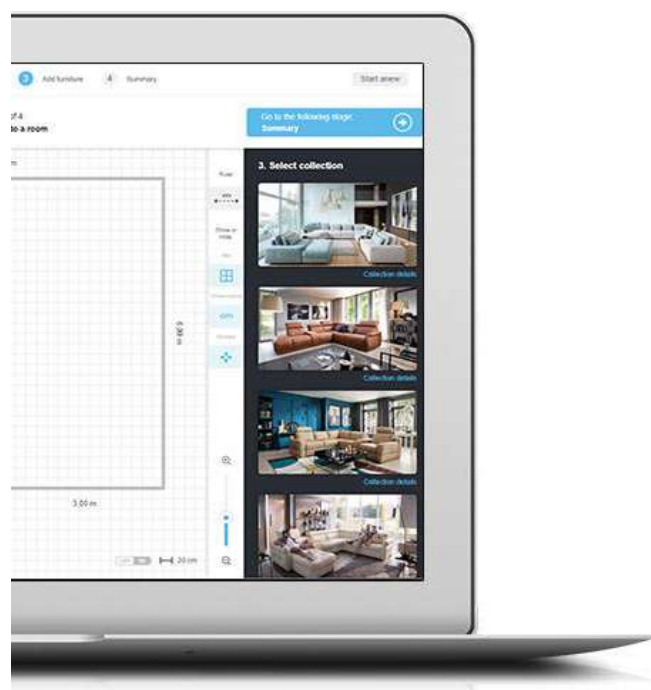
Si vous voulez configurer vous-mêmes un canapé d'angle ou un sofa parmi les systèmes modulaires choisis, utilisez l'Outil de conception 2D Gala Collezione qui est disponible sur le site www.DesignYourSofa.online.

Il suffit d'avoir un ordinateur avec l'accès à l'Internet et un navigateur internet quelconque. Vous n'avez pas besoin d'avoir des connaissances liées avec la réalisation des projets ou la programmation. L'outil 2D est facile à utiliser et très intuitif. Il a été conçu pour vous guider, étape par étape, à travers le processus de configuration du meuble. A chaque de ces étapes vous pouvez bénéficier de différentes suggestions et conseils grâce auxquels vous saurez exactement ce que vous devez faire dans un moment donné et quel résultat vous obtiendrez.

ÉTAPES DE CONCEPTION AVEC L'OUTIL 2D

Étape 1 – préparez les dimensions de l'habitation dans laquelle vous voulez installer le sofa.

Commencez la préparation du projet par dessiner la forme de la pièce et indiquer les obstacles qui s'y trouvent. Les obstacles ce sont les éléments d'aménagement d'intérieur, comme meubles, pots de fleurs, éventuellement les piliers supportant le plafond, les portes, les cloisons etc.



Pourquoi ceci est important?

- grâce à cette opération vous saurez si le sofa que vous avez dessiné rentrera dans l'habitation et si on pourra garder une communication confortable à travers la pièce et avoir un accès facile aux fenêtres, au balcon, à la table dans le coin repas.
- en spécifiant les dimensions de l'habitation vous définissez l'échelle dans laquelle vous dessinerez votre meuble. Le système choisira tout seul la taille du module concret pour qu'il soit en accord avec les dimensions.

Étape 2 – choisissez le système modulaire qui vous plait le plus

A chaque moment vous pouvez lire la description de la collection que vous avez choisie et se familiariser avec les fonctionnalités que vous pouvez introduire dans chaque meuble. Quand vous choisirez le système modulaire vous pouvez commencer à configurer le sofa. De la liste de modules disponibles vous choisirez ceux qui vous intéressent le plus. L'outil va vous suggérer quels modules pourrait-on assembler pour pouvoir utiliser sans problèmes leurs fonctions (p.ex. déplier la fonction lit ou fonction relax).

Étape 3 – imprimez le résumé et achetez le meuble

Après la phase de la conception vous pouvez tout de suite imprimer le résumé qui contient les dessins du sofa configuré avec la spécification des modules choisis. Apportez-les au salon de meubles dans lequel vous voulez acheter votre meuble. Le vendeur pourra accepter immédiatement votre commande et vous vous concentrerez uniquement sur le choix de la couleur et le type de revêtement.

Pour les designers d'intérieur



Si vous vous occupez professionnellement ou par vocation de la décoration et de l'architecture des intérieurs nous vous invitons à la ZONE DU DESIGNER sur notre site internet www.GalaCollezione.com. Vous y trouverez un dossier de matériaux et d'outils pratiques qui peuvent vous aider dans votre travail quotidien et à la création des projets uniques et attrayants d'aménagement des intérieurs pour vos clients.

La **ZONE DU DESIGNER** est une section riche en fonctionnalités et systématiquement développée qui contient entre autres :

- bibliothèque CAD contenant les modules 3D pour les plus récentes collections de meubles de la marque Gala Collezione. Les bibliothèques ont été préparés dans quatre formats le plus courants : DWG, MAX et 3DS et enfermés en paquets faciles à télécharger,
- bibliothèques de couleurs et textures de cuirs naturels, des tissus les plus populaires et des colorations du bois, dont on a fait les pieds, panneaux et d'autres éléments,

- versions électroniques de catalogues actuels des meubles que nous avons dans l'offre de notre usine Fabryka Mebli Gala Collezione.

Tous ces matériaux sont disponibles gratuitement et sans besoin de se connecter. Vous pouvez les télécharger à un moment donné sur votre ordinateur en choisissant le format qui vous convient le mieux. Ils sont situés dans quelques onglets séparés pour que vous puissiez accéder plus facilement aux ressources dont vous avez besoin.

Téléchargez les
bibliothèques 3D



Solutions astucieuses

Lorsque vous achetez un canapé ou un canapé d'angle avec une fonction de couchage, faites attention au type de mécanisme dont le meuble est équipé. En fonction de vos besoins, vous pouvez choisir un canapé ou un canapé d'angle :

- avec une fonction de couchage dédiée au sommeil quotidien - dans ce cas, la surface de couchage forme un matelas de taille normale ou des éléments de mobilier ayant le même garnissage / construction (par exemple, dossier et siège)
- pour une fonction sommeil dédiée au couchage occasionnel - dans ce cas, la surface de sommeil est formée par un siège avec un couchage, dissimulé à l'intérieur du meuble pendant la journée.

Pour un couchage quotidien, nous recommandons les fonctions suivantes :



Type G, c'est-à-dire DL



Type H ou C.S.T. (Comfort Sleeping Technology)



Type L (système italien MONO)



Type K (système italien PLUS)



Type N (DL PLUS)

Pour un couchage occasionnel, nous recommandons les fonctions suivantes :



Type A, c'est-à-dire Dauphin



Type C, c'est-à-dire chariot



Type J ou G.S.T. (Gala Sleeping Technology)



Type B, c'est-à-dire le léopard



Le type D, qui est le Sedalift



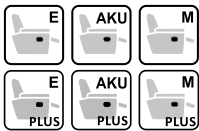
Type M ou ensemble de couchage



Type P ou Puma

Quel que soit le type de fonction de couchage choisi, nous recommandons l'utilisation d'un surmatelas qui protège le rembourrage contre l'abrasion et le froissement et nivelle les éventuels écarts ou irrégularités de la surface de couchage.

Autres fonction:



Fonction relaxation

Cela signifie qu'il existe la possibilité de régler l'angle d'inclinaison du dossier et du repose-pied. Grâce à ce système, vous pouvez vous reposer dans toutes les positions depuis la position assise jusqu'à semi-allongée. La fonction de relaxation peut être déplié manuellement (avec la force de ses propres muscles) ou avec des boutons de commande. La fonction électrique de relaxation peut être alimenté par batterie ou directement par le secteur.



Appui-têtes

Les appui-têtes inclinables, grâce à l'ajustement graduel de l'angle d'inclinaison, ils assurent un appui confortable pour la nuque pendant la lecture, le repos, et les moments passés devant la télévision. En option, les appui-têtes amovibles peuvent être remis sur un autre dossier quelconque.



Bar






















































Il y a beaucoup de types de bars qui offrent toute une gamme de possibilités: bar avec des rangement à ouverture par le dessus, avec un tiroir coulissant vers l'avant, bar avec un panneau en bois que vous pouvez utiliser comme une table, bar avec un panneau capitonné en cuir ou en tissus, bars triangulaires, rectangulaires, avec porte-gobelets, bars situés au milieu ou à l'extrémité (à la fin du module).



Assise coulissante

Ce type de siège à commande électrique donne la possibilité d'augmenter sa profondeur. Après avoir déplié le siège vous pouvez vous reposer dans la position assise ou semi-allongée.

Explication de pictogrammes

 A fonction lit type A (DAUPHIN)	 système modulaire	 AKU fonction de relaxation – le meuble est déplié et replié électriquement – il fonctionne sur batterie. On n'a pas besoin de le connecter au secteur.	 éléments décoratifs en bois (étagères, panneaux)
 B fonction lit type B (LEOPARD)	 coffre de rangement pour la literie	 M PLUS fonction de relaxation PLUS - le meuble est déplié et replié manuellement	 éléments décoratifs en verre
 C fonction lit type C (CHARIOT)	 V assise coulissante, réglé par des capteurs électriques	 E PLUS fonction de relaxation PLUS - le meuble est déplié et replié électriquement – il faut le connecter au secteur à l'aide d'un câble.	 TE rembourrage TOP ELASTIC
 D fonction lit type D (SEDALIFT)	 dossier relevable	 AKU PLUS fonction de relaxation PLUS - le meuble est déplié et replié électriquement – il fonctionne sur batterie. On n'a pas besoin de le connecter au secteur.	 mousse haute densité
 E fonction lit type E (châssis belge)	 SAR dossier relevable avec le système de retour automatique	 5cm La distance minimale entre le mur et le meuble avec fonction de relaxation	 mousse polyuréthane
 G fonction lit type G (DL)	 appui-têtes inclinables qui constituent une partie intégrante du meuble avec réglage graduel d'inclinaison	 ETM fonction facilitant le déplacement des meubles grâce à des roulettes de transport rétractables	 intérieur en silicone
 H fonction lit type H (C.S.T.)	 SAR appui-têtes inclinables avec le système de retour automatique	 possibilité de transformer le pouf en fauteuil en soulevant une partie de l'assise	 ressorts Nosag
 J fonction lit type J (G.S.T.)	 En option : appui-têtes amovibles qu'on peut installer sur un dossier quelconque du meuble	 fonction facilitant le levage du fauteuil	 ressorts Bonell
 K Type K (système italien PLUS)	 accoudoirs relevars	 fauteuil pivotant	 pieds en bois (possibilité de choisir la couleur du bois)
 L fonction lit type L (système italien MONO)	 SM accoudoirs relevars avec le système SM (Safe Mechanism)	 chaise à bascule / rocking-chair	 pieds chromés
 M Type M ou ensemble de couchage	 BAR bar avec un coffre	 possibilité de choisir le type de revêtement (tissu ou cuir)	 pieds en métal
 N Type N (DL PLUS)	 dossier avec coussins de décoration	 possibilité de choisir la couleur du tissu de revêtement	 pieds en plastique
 P Type P ou Puma	 M fonction de relaxation – le meuble est déplié et replié manuellement	 possibilité de composer au moins deux couleurs (cuir et cuir, cuir avec tissu ou tissu avec tissu)	 roulant
	 E fonction de relaxation – le meuble est déplié et replié électriquement – il faut le connecter au secteur à l'aide d'un câble.	 possibilité de choisir la couleur du fil	 pieds métalliques style industriel (en forme de patins)

Explications supplémentaires:

La taille réelle du meuble peut différer de la taille déclarée dans l'offre commerciale du Fabricant. La tolérance par rapport à la dimension déclarée est de:

- +/- 2 cm, si la taille déclarée (largeur, profondeur ou hauteur du meuble dans une configuration prête à l'emploi) est inférieure ou égale à 150 cm.
- +/- 2,5 cm, si la taille déclarée (largeur, profondeur ou hauteur du meuble dans une configuration prête à l'emploi) est supérieure à 150 cm.

- Les meubles Gala Collezione ce sont avant tout les meubles de repos il est donc préférable qu'on utilise la fonction lit uniquement de façon occasionnelle.
- Le panneau audio visible sur certaines photos du catalogue a été retiré de notre offre et n'est plus disponible.

Les informations présentées dans le catalogue ne revêtent pas de caractère juridiquement contraignant et ne constituent pas une offre commerciale au sens du Code Civil. Les produits et leurs couleurs présentés dans le catalogue peuvent différer de produits et de couleurs réelles. Le fabricant se réserve le droit d'apporter de modifications structurelles aux modèles offerts sans changer leur caractéristique générale.

www.GalaCollezione.com